



APPLICATION FOR ACCREDITATION AS A SAFE COMMUNITY

2019



FOREWORD FROM MAYOR

Auckland is a growing, diverse and vibrant city which seeks to be inclusive and world class.

It is a great place to live but as with all global cities it faces significant challenges to ensure the well-being and safety of all its people.

Seeking Safe Community accreditation is a chance for us to move effectively to address these challenges which are wide-ranging – reducing alcohol and drug related harm, child injury prevention, resilience and connectedness of our community, road safety, prevention of violence and crime, and water safety.



In particular we need to address the percentage of road deaths and serious injuries in Auckland which have increased by 67% from 486 in 2013 to 813 in 2017 - a rate that exceeds population growth and vehicle kilometres travelled over the same period. The overall number of ACC claims in the Auckland region has increased over the past five years from 632,990 in 2013/14 to 698,342 in 2017/18. These are concerning trends and we must act to address them.

The Safe Communities model is a coalition of agencies committed to improving community safety and injury prevention across a broad range of issues.

The Safe Communities model is internationally recognised as an effective intervention for improving community safety. Recommended as an effective approach by the World Health Organisation, it supports international collaboration to deliver evidence-based safety and injury prevention strategies that work.

In Scandinavia agencies delivered a community approach to tackling accidents and injury prevention which succeeded in decreasing injury rates by 23%. There is much more the Safe Community collective can do to make Aucklanders safer, and that is our aim.

Community safety is not only about reducing and preventing injury and violence. It is about well-being, building strong, cohesive, vibrant, participatory communities. It's about ensuring homes, roads, public spaces and the workplace are safe for everyone to enjoy.








A big thanks to all the agencies that are collaborating on the Safe Community accreditation.



Phil Goff

Mayor of Auckland.

CONTENTS

 Introduction	4
Auckland's Safe Communities accreditation explained	4
Background to the Auckland accreditation application	5
Our benefit to Auckland	6
Outline of application	7
 Leadership and Collaboration	8
Introducing the Safety Collective, Tāmaki Makaurau Auckland	8
Our safe community partners	12
Strategic plan	21
Sustainability and coordination	22
 Priority Setting	23
Auckland's region	23
Auckland's people	24
Priority setting process	27
Data analysis to inform future decisions	29
Safety profiles for Auckland	30
Linkages to programmes and activities national, regional and local alignment	48
 Effective Strategies	53
Case studies addressing needs for high risk groups and environments	53
 Shared Learning	78
Community engagement	78
Communication modes	79
Shared experiences	80
Evaluation to inform strategy and business planning	80
 Appendix : One	82
Governance and Steering Groups: Joint Terms of Reference	
 Appendix : Two	85
Letters of support from key agencies	
 Appendix : Three	97
Stocktake of community safety and injury prevention programmes and activities	
 End Notes	152

INTRODUCTION

Auckland's Safe Communities accreditation explained

Auckland is the largest local government authority in Australasia to seek Safe Communities accreditation. It will join more than 20 other accredited local authorities across New Zealand, representing more than 50 per cent of the population.

Auckland is a distinct, unique and challenging region with over 1.6 million urban and rural residents from many diverse backgrounds, and our approach to Safe Communities accreditation has had to recognise and work through this reality.

A safe community is a place that is attractive to live, work and visit. A safe community is a liveable community, where people can go about their daily activities in an environment without fear, risk of harm or injury. It increases community well-being by creating an infrastructure across the region through partnership building and collaborative relationships.

The majority of community-based injuries and accidents are preventable and predictable – it is this premise that forms the basis for everyone's safety. The Safe Communities accreditation approach, supported by the Safe Communities Foundation New Zealand (SCFNZ), specifically supports communities to adopt the Safe Community model to increase well-being and become effective advocates and enablers of injury and violence prevention.



The range of community safety and injury prevention programmes currently carried out across Auckland is diverse and includes themes such as reducing alcohol-related harm, child injury prevention, community connectedness/resilience, road safety/policing, violence/crime prevention, and water safety. There is considerable scope for the further development and integration of these programmes and initiatives.

Within Auckland each community and local board area is unique, so our approach must recognise the diverse needs of the people, their goals and community values. From a local perspective Safe Communities accreditation

provides a framework for local responses to anti-social behaviour and safety issues across the Auckland region, and is well aligned with local boards' priorities as set out in their plans and work programmes.

Community safety is not only about reducing and preventing injury and violence. It is about wellbeing, and building strong, cohesive, vibrant, participatory communities. It is about creating homes, roads, public spaces and workplaces that are safe for everyone to enjoy. The approach aligns closely to key outcomes in the [Auckland Plan 2050](#), including Belonging and Participation, Transport and Access, and Maori Identity and Wellbeing.

Background to the Auckland accreditation application

Interest in the concept and practice of safe communities has long been held in Auckland. In 1999, Auckland West became the first designated Safe Community in New Zealand. It was joined in 2007 by Auckland North. Both were reaccredited with the status in 2013.

In May 2015, Auckland Council's Community Safety and Development Committee heard public representations on the Auckland region becoming an accredited Safe Community.

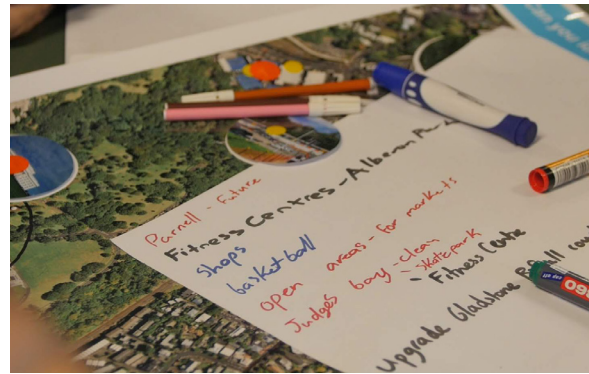
Council resolved in June of the following year to initiate the region-wide accreditation process. Funding for the process was provided jointly by the Ministry of Health and Auckland Council.

In January 2017, Council brought together several governmental and non-governmental agencies with a focus on community safety and injury prevention, with the intent of obtaining accreditation.



The Safety Collective, Tāmaki Makaurau | Auckland, was established with representation drawn from Accident Compensation Corporation, Auckland Council Auckland Emergency Management, Auckland Transport, Drowning Prevention Auckland, Health Promotion Agency, Ministry of Health, New Zealand Police, Office of Ethnic Communities, and Safekids Aotearoa. In addition, the Safer North and Safer West Community Trusts brought their expertise and community-led perspectives.

Together the Safety Collective has developed the accreditation application for Auckland, while also looking to the future and the creation of



an operational model that will enable effective change across the region. It is critical to all partners that beyond the acknowledgment that accreditation provides, impact is evident.

Our benefit to Auckland

The Safety Collective has the vision of keeping Auckland safe and thriving. This means prioritisation on areas where our collective approach can have a real impact on reducing preventable injury and death.

Through this regional and collective approach we intend to remain responsive to issues which communities tell us are important to them, including addressing the impact of socio-economic and demographic inequity, and the priorities of our local boards and partner organisations.

Māori are disproportionately reflected in many community safety and injury statistics. The Terms of Reference for the Safety Collective require the Safety Collective to recognise and advocate for Te Tiriti o Waitangi by enabling Māori to contribute to decision-making to address the inequities between Māori and non-Māori community safety and injury prevention outcomes across Auckland. The Safety Collective will support and recognise the value of Māori

mātauranga, tikanga and approaches in case studies and effective strategies. Together, these are expected to make a meaningful impact over time on community safety and injury prevention outcomes as they relate to Māori.

The challenge for the Safety Collective is to address inequities which lead to preventable injury by adopting innovative and transformational approaches, in a truly collaborative way. We are committed to developing a monitoring and evaluation framework to demonstrate effectiveness, and ensure that information is transparent and accessible. It's our desire that all Aucklanders can support us to create effective interventions that enable a world class, safe and prosperous region.

Outline of application

The application is in four parts:

- 1 Leadership and collaboration**
An introduction to the Safety Collective - who we are, how we are organised, and the challenges we have set for ourselves
- 2 Priority setting**
An introduction to our region and our people, followed by a “Safety Profile” for Aucklanders, and the thinking the Safety Collective will need to apply as it addresses the issues raised by this profile
- 3 Effective strategies**
A set of seven case studies presenting a range of collaborations between agencies and communities, aligned to the themes the Safety Collective has identified for the region and showing how they have impacted positively on community safety and injury prevention outcomes for Aucklanders. A fuller stocktake of programmes and activities is attached as an appendix
- 4 Shared learning**
A description of how the Safety Collective can engage with our communities, and use evaluation to inform its strategy and planning



Leadership and Collaboration

Introducing the Safety Collective, Tāmaki Makaurau | Auckland

The Safety Collective, Tāmaki Makaurau | Auckland (Safety Collective) brings together agencies and organisations with a focus on community safety and injury prevention.

It comprises a Governance group and a Steering group. Auckland Council plays a lead role as the host agency although the initiative belongs to the Safety Collective as a whole, on behalf of Aucklanders.

The Steering Group was established in early 2017 to progress the accreditation process. Specifically it is to:

- Maintain and sustain the Safe Communities model, to be determined by a strategic and operational plan as agreed by the Safety Collective
- Recognise and advocate for Te Tiriti o Waitangi by enabling Māori to contribute to decision-making to address the inequities between Māori and non-Māori community safety and injury prevention outcomes
- Address inequities in community safety and injury prevention outcomes across key demographics including Māori, Pasifika, gender, age and income
- Support collaborative partnerships to implement best practice
- Influence and advise communities on Safe Communities policies and practices
- Collect and collate data, provide advice, monitor and evaluate the implementation of relevant programmes, policies and projects

- Design and develop guiding documentation
- Report to and/or advise the Safety Collective, communities and stakeholders as required

The Governance Group was established in late 2018 to provide strategic direction for the work of the Safety Collective, and to be its decision-making body. Specifically it is to:

- Advocate for and allocate funding and other resources to achieve the Safe Communities vision and strategy
- Recognise and advocate for Te Tiriti o Waitangi by enabling Māori to contribute to decision-making to address the inequities between Māori and non-Māori community safety and injury prevention outcomes
- Support and recognise the value of Māori mātauranga, tikanga and approaches in case studies and effective strategies
- Address inequities in community safety and injury prevention outcomes across key demographics including Māori, Pasifika, gender, age and income
- Mandate the strategic direction for implementation, ensuring alignment with other key national and regional community safety and injury prevention priorities, encouraging and where possible adopting innovative and transformational approaches



- Utilise strategic relationships to advance the Safe Communities vision and implementation for Auckland
- Communicate and advise on matters relating to the Safe Communities vision, and provide updates on activity to Safe Communities Foundation New Zealand, Auckland Council committee(s), and others
- Approve the submission of the completed application for Auckland Safe Communities accreditation, to the relevant Auckland Council committee(s) and in turn to the SCFNZ

Membership of the Safety Collective is drawn from agencies with a safety and/or injury prevention priority, operating at a regional level (or sub-regional, as agreed by the relevant body). Others may be co-opted as deemed necessary. It is intended that membership of the governance group will include senior representatives from the respective agencies.

Meetings occur as required, but the expectation is:

- Steering Group - bimonthly
- Governance Group - quarterly

The Chairs will attempt to schedule at least biannual joint meetings, as part of the above meeting schedule, to ensure effective communication/alignment of purpose and activity.

More details of the joint Terms of Reference for the Safety Collective can be found in appendix one.

Safety Collective,
Tāmaki Makaurau | Auckland : structure

Governance Group

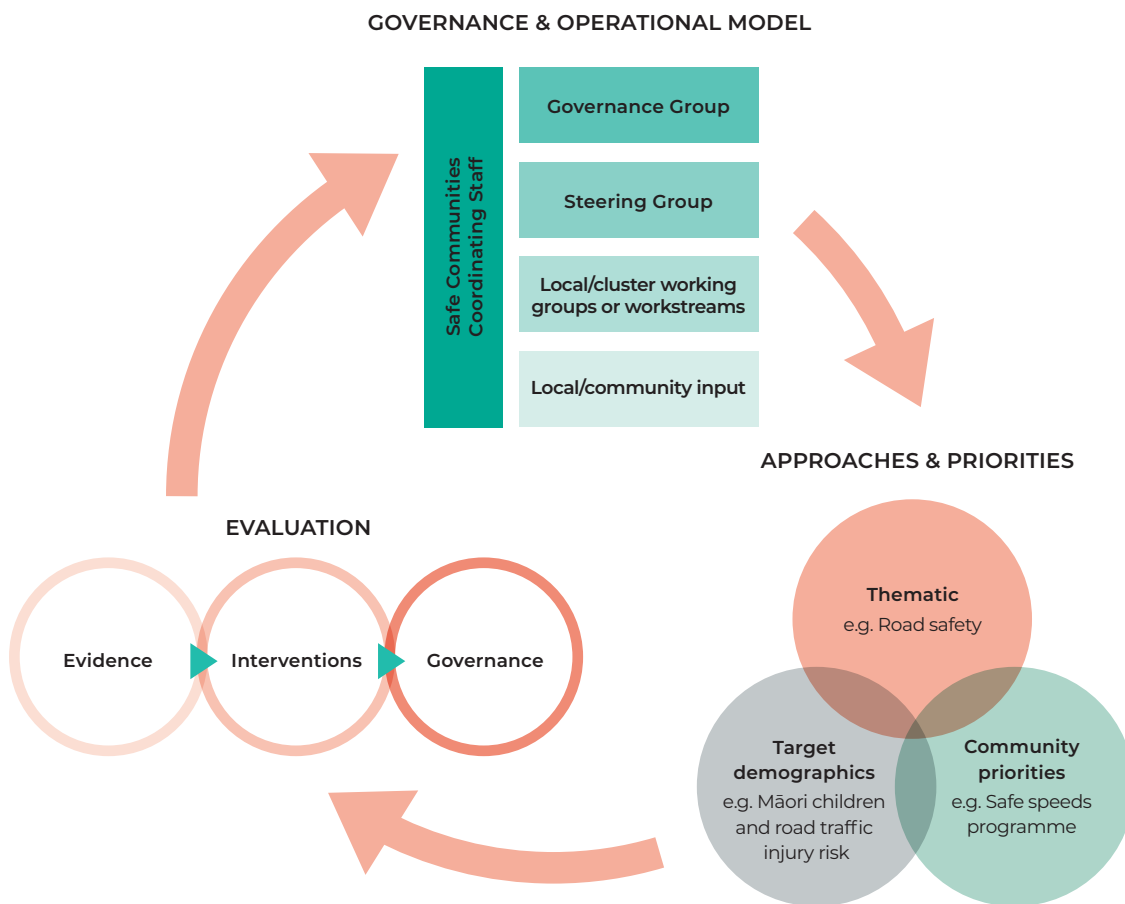
Accident Compensation Corporation
Auckland Council
Ministry of Health
New Zealand Police

Steering Group

Accident Compensation Corporation
Auckland Council
Auckland Emergency Management
Auckland Transport
Drowning Prevention Auckland
Health Promotion Agency
Ministry of Health
New Zealand Police
Office of Ethnic Communities
Pasifika Injury Prevention Aukilana
Safekids Aotearoa
Safer North Community Trust
Safer West Community Trust



Safety Collective,
Tāmaki Makaurau | Auckland : Framework



The framework above is intended to describe the interrelationship between governance and priority setting, underpinned by a strong evaluation component.

An effective governance model, able to prioritise interventions and be responsive to local/ community input, is critical to the framework.

The Safety Collective needs to address community safety and injury prevention priorities facing the Auckland region, and its

sub-regions, recognising the current inequities across key demographics including Māori, Pasifika, gender, age and income.

Evaluation underpins the framework. It will be evidence-based and will inform both business/ operational planning and highlight the efficacy of actions undertaken to improve community safety and injury prevention initiatives. Further detail on the proposed evaluation approach can be found in the Shared Learnings chapter.

Our safe community partners

The strength and sustainability of Auckland's Safe Communities accreditation rely on our commitment to partnership. This section identifies the key partners, the role they play in safety and injury prevention, and the strengths they bring to Auckland's accreditation.

Accident Compensation Corporation

Everyone in New Zealand is covered by Accident Compensation Corporation's (ACC) no-fault scheme if they've been injured in an accident.

The cover they provide helps pay for the costs of recovery. This includes payment towards treatment, help at home and work, and help with income.

ACC wants to create strong partnerships to improve New Zealanders' quality of life by preventing injuries from happening.

They work across government and with partners and communities, including the delivery of injury prevention programmes across councils, community organisations and other agencies. ACC has access to unique data and resources which support agencies and organisations, such as the Safety Collective, to focus their efforts in the right areas and on the most effective programmes.

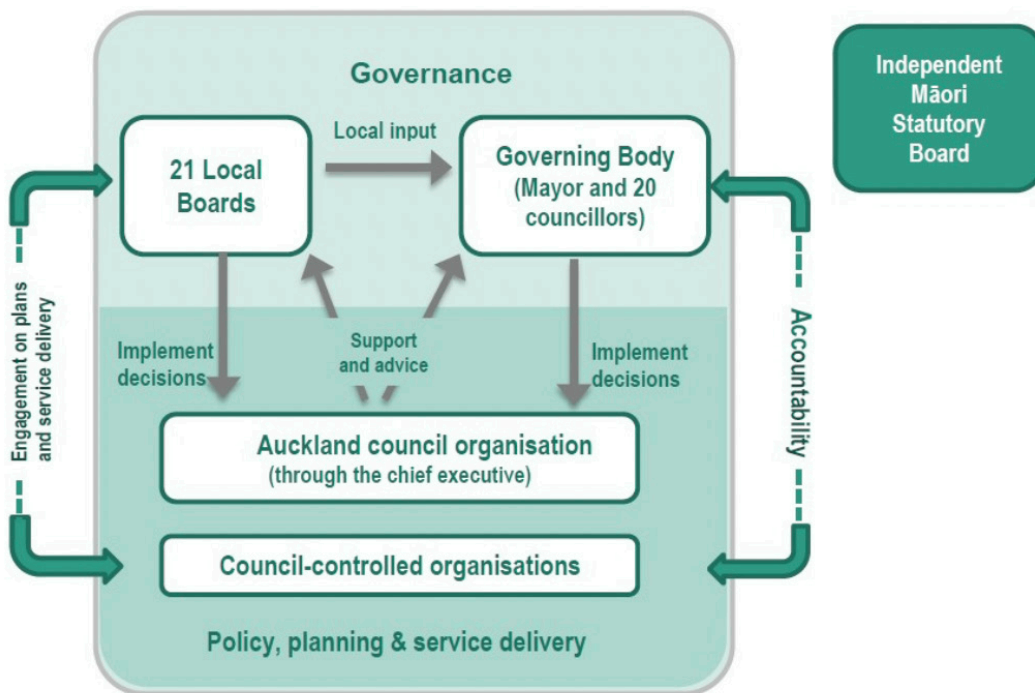


Auckland Council

The Auckland Council model of local government helps meet both regional and local needs and gives Auckland the resources required to meet population growth and related development.

The governing body and the local boards are autonomous and make decisions as Auckland Council within their respective areas of responsibility.

Although they make different types of decisions, it is critical that there is an effective working relationship between the governing body and the local boards.



Governing body

The governing body consists of the mayor, elected by all Auckland voters, and 20 governing body members elected by voters from the ward they represent.

The governing body focuses on the big picture and on region-wide strategic decisions.

Local boards

Local boards represent the communities in their area and make decisions on local issues, activities and facilities.

Local boards are a key part of the governance of Auckland Council. Local boards have a wide-ranging role that spans most council services and activities. Local boards make decisions on local matters, provide local leadership and support strong local communities. Local boards provide important input into region-wide strategies and plans including those of the council-controlled organisations (CCOs).

Local boards are responsible for:

- Making decisions about non-regulatory local matters, including negotiating the standards of services delivered locally
- Identifying and communicating the views of local people on regional strategies, policies, plans and bylaws to the governing body
- Developing local board plans every three years and negotiating local board agreements with the governing body
- Providing local leadership and developing relationships with the governing body, the community, community organisations and special interest groups in the local area
- Providing input to CCO plans and initiatives
- Identifying and developing bylaws for the local board area and proposing them to the governing body
- Monitoring and reporting on the implementation of local board agreements
- Any additional responsibilities delegated by the governing body, such as decisions within regional bylaws.

Council-controlled organisations

Auckland Council also has Council-Controlled Organisations (CCOs), which look after specific council assets, services or infrastructure. The CCOs operate separately but are accountable to the governing body, which sets their direction and monitors their performance.

Independent Māori Statutory Board

The role of the Independent Māori Statutory Board (IMSB) is to ensure there is a voice for Māori in the governance of Auckland, and to assist the council with making informed decisions and meeting its statutory obligations in relation to the Treaty of Waitangi.

While the council has existing obligations to engage with Māori and to enable Māori participation in council decision-making, it has additional duties to work with the IMSB.

The IMSB is completely independent of Auckland Council.

Advisory panels

Auckland Council is also advised by a range of advisory panels, which identify and communicate the interests and preferences of specific groups of Aucklanders to the council.

Auckland Emergency Management

Auckland Emergency Management (AEM) is a specialist department within the Operations Division of Auckland Council.

They are tasked with coordinating the response and recovery from emergency situations across Auckland and the 4Rs – Reduction, Readiness, Response and Recovery with the overarching theme of Resilience. They hold the role of creating resilience for Auckland to ensure that

communities are prepared for any risks and hazards that could impact them. AEM work with communities and stakeholders to ensure that all are able to respond and recover effectively following a disaster.

Auckland Transport

Auckland Transport is a council-controlled organisation tasked with improving the functioning of our roads and streets.

It is part-funded by the Auckland Council and NZTA. Improving road safety is a key component of their work, including:

- Retrofitting safety features onto existing roads and intersections with a high crash risk
- Developing guidelines for new roads that enhance their safety
- Constructing pedestrian crossings and facilities that make it easier for people to cross the road safely
- Engaging with schools and communities on road safety education and promotion
- Speed management through reducing limits and retrofitting roads with traffic calming measures such as speed bumps



Providing a leadership role along with NZTA and NZ Police and other stakeholders in the form of the Tāmaki Makaurau Road Safety Governance Group, the Road Safety Strategy and locally co-ordinated Road Safety Action Plans.

Department of Internal Affairs - Office of Ethnic Communities

The Office of Ethnic Communities is the government's principle advisor on ethnic diversity in New Zealand.

It provides information, advice and services to, and for, ethnic communities.

In May 2018, the Minister for Ethnic Communities hosted a Safer Ethnic Communities Ministerial Forum in partnership with the Ministry of Justice and New Zealand Police to ensure safety and security for all communities in Auckland.

A further forum on safer ethnic communities is under consideration for 2019.

The work of the Safety Collective very well aligns with the Office of Ethnic Communities Ministerial priority of ensuring the safety of New Zealand's ethnic communities.

Drowning Prevention Auckland

Previously known as WaterSafe Auckland, Drowning Prevention Auckland (DPA) is the acknowledged lead agency for regional water safety coordination and education in the Auckland region.

Drowning Prevention Auckland's vision is a water safe Auckland free from drowning. Their mission is to prevent drowning through education.

As one of the service delivery amenities under the Auckland Regional Amenities Funding Act 2008, DPA is mandated by the ratepayers of Auckland to deliver the best possible water safety education to meet the water safety needs of those living in and visiting the region, needs that are unique – geographically, demographically and statistically.

DPA's approach is to focus on three channels of engagement across community, education and workplaces to help reduce drowning and develop water competence.

This is achieved through professional development for educators, programme delivery with community groups and in the workplace, and awareness-raising at events – all underpinned by research and evaluation.



Health Promotion Agency

Health Promotion Agency (HPA) is a Crown entity established on 1 July 2012 under legislation to lead and support national health promotion initiatives.

It has a board appointed by the Minister of Health, and has staff in Auckland, Wellington and Christchurch.

In addition to national health promotion initiatives, HPA performs all functions previously undertaken by the Alcohol Advisory Council (ALAC) and the Health Sponsorship Council (HSC).

HPA is an evidence-based health promotion organisation, influencing all sectors that contribute to good health and wellbeing.

Their work is divided into three main areas:

- Promoting health and wellbeing
- Enabling health promoting initiatives and environments
- Informing health promoting policy and practice

Ministry of Health

The Ministry of Health leads New Zealand's health and disability system, and has overall responsibility for the management and development of that system.

The Ministry of Health seeks to improve, promote and protect the health and wellbeing of New Zealanders through:

- Its leadership of New Zealand's health and disability system
- Advising the Minister of Health, and government, on health and disability issues
- Directly purchasing a range of national health and disability support services
- Providing health sector information and payment services for the benefit of all New Zealanders.

The Ministry works in partnership with other public service agencies and by engaging with people and their communities in carrying out these roles.



New Zealand Police

The New Zealand Police have a mission for our country to be the safest in the world.

Their role in engaging with communities and organisations such as the Safety Collective is demonstrated in their motto of “Safer Communities Together”.

In Auckland / Tāmaki Makaurau the organisation is structured into three administrative districts: Waitematā, Auckland City, and Counties Manukau, each overseen by a district commander. To ensure a collaborative approach to policing across the region, Police work to a joint District Commanders Work Plan.

The key strategies of the New Zealand Police are strongly aligned with the vision of the Safety Collective for a safer Auckland, they include:

Prevention First

- Taking every opportunity to prevent harm

Turning of the Tide

- Better outcomes by working in partnership with community

Safer Journeys

- Reducing and preventing road trauma

The aim is to achieve these strategies and the mission by having a focus on victims, and working in partnership with key groups including:

- Iwi
- Communities
- Social, Justice, Transport and Security sectors

Pasifika Injury Prevention Aukilana Incorporated - (PIPA)

Pasifika Injury Prevention Aukilana Inc is the access point to a unique network of specialist health, safety and injury prevention practitioners with expert knowledge of Pacific Island communities.

PIPA's partnership, at all levels, supports to educate and inform to reduce preventable injuries and deaths suffered by Pacific people particularly across Auckland.

At the implementation level, PIPA is recognised by local government, NGOs and community organisations as providing valuable specialist assistance for connecting effectively with the diverse Pacific Island communities on issues related to injury prevention.

Examples of the strength of these partnerships include successful outcomes for Pacific peoples safety (1) at Local Board level – Langi Mail strength and balance programme for older adults; (2) via partnership with community initiatives – Tongan Safer Boating Programme; and (3) via steering and leadership of workplace safety for Pacific people – Puataunfo Come Home Safety.

Starship Child Health

Starship Child Health provides dedicated paediatric healthcare and training within the Auckland region and delivers family centred care to children and young people throughout New Zealand and the South Pacific.

Starship is committed to working in partnership with Auckland Council, the Ministry of Health, ACC, the Northern Regional Alliance and others to improve trauma care and promote the prevention of injury of children and young

people. The Auckland District Health Board hosts Safekids Aotearoa, a national child injury prevention service and the Starship Trauma Service is part of the National Trauma Network.

Safer North Community Trust

Safer North Community Trust is North Shore's Community Injury Prevention Coalition.

This group has been in operation on the North Shore for 13 years and is made up of key stakeholders from organisations involved

in health, safety, crime prevention and injury prevention.

Safer West Community Trust

Safer West Community Trust holds and facilitates the accreditation process on behalf of the community of West Auckland.

The trust reflects the diversity and inclusiveness of the wider community and strives to serve by working in partnership with all.

Their commitment to the Te Tiriti o Waitangi brings a quality of process that strives to honour the first peoples of Aotearoa New Zealand.



Safety Collective membership

Governance Group:

MEMBER	ORGANISATION	ROLE
Emma Powell	Accident Compensation Corporation	Chief Customer Officer
Efeso Collins	Auckland Council	Councillor and Chairperson of the governance group
Anna Redican	Ministry of Health	Manager Communicable Diseases & Healthy Environments
Karyn Malthus	New Zealand Police	District Commander, Auckland City

Steering Group:

MEMBER	ORGANISATION	ROLE
Judd Baker	Accident Compensation Corporation	Senior Injury Prevention Specialist
Duncan McLaggan	Auckland Council	Service and Integration Manager
Catherine Cooper	Auckland Emergency Management	Head of Emergency Management Operations
Andrew Bell	Auckland Transport	Strategy & Performance Team Leader
Bernard Gomes	Department of Internal Affairs - Office of Ethnic Communities	Acting Manager Community Engagement
Matt Langworthy	Health Promotion Agency	Manager Alcohol Harm Reduction
Natalie Burton	Ministry of Health	Portfolio Manager Communicable Diseases & Healthy Environments
Sandy Harrop	Pasifika Injury Prevention Aukilala	Chairperson
Teresa Stanley	Safer North Community Trust / Drowning Prevention Auckland	Safer North chairperson/Research and Development Manager
Moses Alatini	Safekids Aotearoa	Injury Prevention Analyst
Mareta Hunt	Safekids Aotearoa	Strategic Advisor Equity & Injury Prevention
Coral Timmins	Safer West	Trustee
Jacqueline Whittaker	New Zealand Police	District Prevention Manager, Auckland City District

The Safety Collective also acknowledges the contribution and support from previous steering group members during the accreditation application process

Letters of support from key agencies

Auckland's Safe Communities accreditation has received letters of support from the following key agencies (refer to appendix two):

- Accident Compensation Corporation
- Auckland Emergency Management
- Auckland Transport
- Department of Internal Affairs - Office of Ethnic Communities
- Drowning Prevention Auckland (previously WaterSafe Auckland Incorporated)
- Health Promotion Agency
- New Zealand Police
- Pasifika Injury Prevention Aukilana
- Safer North Community Trust
- Safer West Community Trust
- Starship Child Health (Safekids Aotearoa)
- Northern Regional Alliance

Strategic plan

The Safety Collective strategic plan will guide the operational approach and will be confirmed by the Safety Collective following accreditation.

Safe Communities staff will work with the Safety Collective to develop the strategic plan, and a strategic planning session is scheduled for the Safety Collective in March 2019.

Key aspects of the strategic plan will include:

- Affirming the purpose, vision and values of the Safety Collective
- Defining core priorities against clear outcomes, and the benefits these are intended to bring to Aucklanders

- Confirming the approach to decision-making and accountability
- Outlining the approach to monitoring, evaluation and reporting

Together, these will set out the statements enabling the Safety Collective, and Aucklanders, to hold it to account.

Sustainability and coordination

Sustainability is critical to the success of the Safety Collective beyond accreditation.

Auckland's context, with a large population and geographic size, and the amount of coordination to bring people and organisations together, requires an adequate level of funding and people.

This is required to undertake key roles including:

- Relationship building and communications
- Networking and supporting the administration of the Safety Collective
- Strong priority setting through the collation and analysis of high-quality data

There are strengths in continuing to host the operation of the Safety Collective within Auckland Council. Key benefits include:

- In-kind organisational, administration and managerial support
- Access to council resources
- Responsiveness and governance responsibility across the region
- Direct connection to key decision makers within council and council-controlled organisations



Several actions are being undertaken to address the issue of sustainability post-accreditation.

These include:

- Identifying resources and funds within Auckland Council from both regional and local sources
- Ongoing discussions and planning with ACC to build a case for support post-accreditation
- Working with the Safety Collective to identify a suitable operational model and how this might be supported financially or in-kind

PRIORITY SETTING

Auckland's region

The Auckland region is to the north of the North Island. It extends from the mouth of the Kaipara Harbour to within a few kilometres of the mouth of the Waikato River.

It encompasses a range of natural environments and features, including three major harbours – the Kaipara, Manukau and Waitematā – as well as lakes, islands, estuaries, and bays, the bush-clad Hunua and Waitākere ranges, volcanic fields and a centrally located isthmus which is one kilometre wide at its shortest length.

Auckland has a total land area of 4,894km² which is comprised of approximately 70 per cent rural land and 30 per cent urban area. Approximately 90 per cent of Auckland's population lives in the urban area.¹

Following local government amalgamation in 2010, Auckland is governed by one unitary authority and 21 local boards (refer to figure 1).² These local board areas vary with regard to their geographic and population size.¹

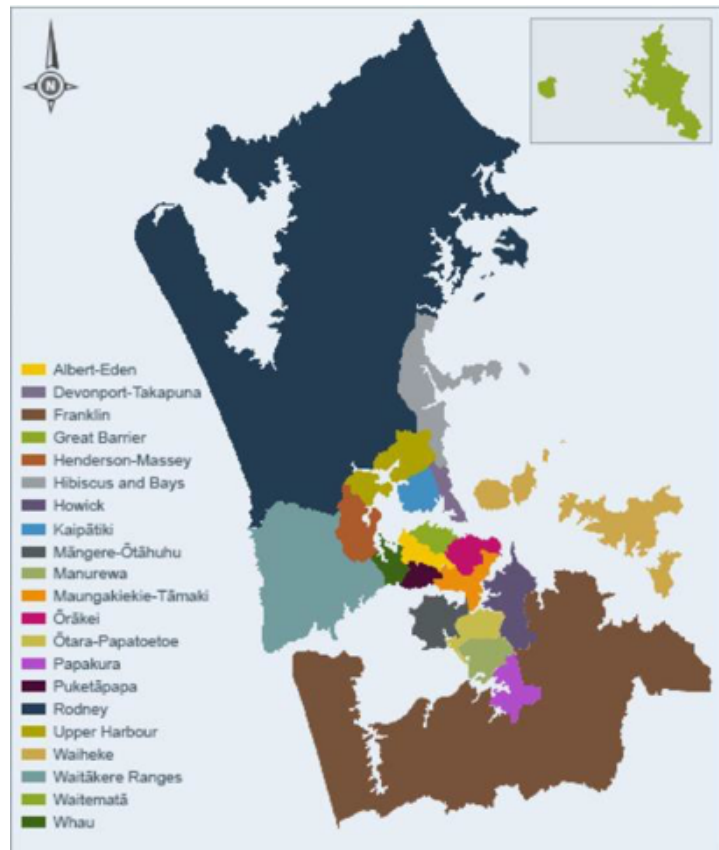


Figure 1: Local Boards (Source: Auckland Council website)²

Auckland's people

Auckland is New Zealand's most populous city, with a third of the country's residents. Auckland is home to over half of New Zealand's overseas-born population and its ethnic diversity is reflective of a global city.

QUICK FACTS

- **Estimated population of 1,657,200 (2017)**
- **34.6 per cent of New Zealand's population (2017)**
- **35.1 years median age (2013) 854,413 employees (2017)**
- **59 per cent European ethnicity, 23 per cent Asian ethnicity, 15 per cent Pacific ethnicity, 11 per cent Māori ethnicity (2013)**
- **39 per cent born overseas (2013)**
- **\$63,955 median household incomes (2017)**
- **51.6 per cent of residents employed (2017) 545 schools (2016)**
- **192,378 businesses (2017)**

Auckland's Māori³

New Zealand's Māori culture and heritage is unique, and Auckland is home to the country's largest Māori population. Māori living in Auckland, Tāmaki Makaurau, are mana whenua or mataawaka. Mana whenua are represented by the 19 iwi (tribes) or hapū (sub-tribes) with territorial affiliations to the Tāmaki Makaurau area that are recognised by Auckland Council. In addition, there are Māori from other tribes and their descendants who migrated to Tāmaki Makaurau from other parts of the country, and Māori who have no connection to their hapū and iwi referred to as mataawaka.

Stats NZ counts both Māori descent (ancestry) and Māori ethnic identity (cultural affiliation) in the census. At the 2013 census:

- 163,920 or 11.6 per cent of people in Tāmaki Makaurau identified as being of Māori descent. This is almost a quarter (24.5 per cent) of all those of Māori descent in Aotearoa
- The largest proportion of those of Māori descent lived in the Manurewa Local Board (12 per cent), followed by the Henderson-Massey Local Board area (11 per cent)
- 142,770 or 11 per cent identified as being of Māori ethnicity. This is 24 per cent of all Māori in Aotearoa, or 11 per cent of the population of Tāmaki Makaurau

The Māori population in Tāmaki Makaurau is relatively youthful. The median age increased from 22.3 years in 2001 to 23.5 years in 2013. This compares to the Tāmaki Makaurau population overall which increased from 33.3 years to 35.1 years respectively.



Population Growth

As at 30 June 2017, the estimated population for the Auckland region was 1,657,200.⁴ The Auckland region grew by 2.6 per cent or 42,700 people from 2016 to 2017. New Zealand's total population grew by 2.1 per cent over the same period.

The population increased in all 21 local board areas within Auckland, with 14 local board areas growing faster than the New Zealand average of 2.1 per cent. Waitemata was the fastest-growing local board area, increasing 6.7 per cent (6,800).⁴

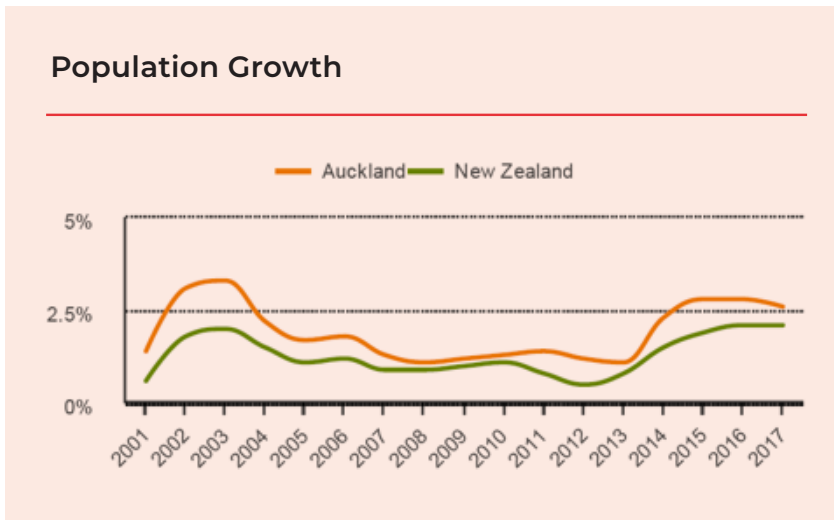


Figure 2: Population growth (Source: Infometrics: Auckland economic profile)⁵

Looking ahead, Auckland's population is anticipated to continue to increase. Its share of the national population is also anticipated to increase, driving much of the national population growth.³

Age Structure

Auckland's age structure is markedly different than the rest of New Zealand, and reflects its role as a large centre of employment and education. In 2013, Auckland had larger proportions of people in every age group under 50 years than did the rest of New Zealand, and smaller proportions in every age group over 50 years. There were particularly large proportions of residents aged between 20 and 44 years in Auckland, compared to the rest of New Zealand. This is an overall picture though, and age structures differ markedly within the region, by local board area and across different ethnic groups.¹

Stats NZ population projections (medium series) suggest that the number of people aged 65 and over will more than double in the decades between 2013 and 2043, reaching a total of 432,770. By 2043, people aged 65 and over could account for 18.4 per cent of the population, compared to 11.4 per cent in 2013. Those aged 0 to 24 could account for 28.1 per cent of the population by 2043, compared to 36 per cent in 2013.⁴

The Economy⁵

In the year ended March 2017, Auckland had 854,413 filled jobs, which was 35.5 per cent of the national total. The proportion has risen since 2000 when it was 32.4 per cent. Auckland's real GDP for the year ending March 2017 was \$90 billion (in 2010 dollars). This accounts for 38.2 per cent of total New Zealand real GDP. Auckland's real GDP growth rate over the 12-month period was 5.2 per cent, compared with 3.6 per cent growth for New Zealand.

Productivity in terms of GDP per employed person for the year ending March 2017 was

\$105,337 for Auckland, which was 7.8 per cent higher than for New Zealand as a whole (\$97,707).

Auckland has a higher proportion of its employment in knowledge-intensive industries (36 per cent or 303,662 in 2017) than New Zealand as a whole (32 per cent).

International tourists spent \$4.04 billion in Auckland in the year ending December 2017, which was 31.3 per cent of total international tourism spend in New Zealand.

Migration⁶

Thirty-nine per cent of residents were born overseas, and of this group, 43 per cent had been in New Zealand for less than ten years. The largest overseas born group was born in England (14 per cent of those born overseas), followed by the People's Republic of China (13 per cent), India (8 per cent) and Fiji (8 per cent).¹

There was a net gain of 33,169 permanent and long term (PLT) migrants⁷ in Auckland in the 12-month period ending June 2018, a 9 per cent decrease from the previous 12-month figure of 36,650. Auckland currently receives just over half (55 per cent for the 12-month period ending June) of New Zealand's permanent and long-term arrivals that specified a New Zealand destination region.⁸

For the 12-month period ending March 2016, the source countries contributing the highest number of net permanent and long-term migrants to Auckland were India (5,674 net

migrants), China (5,339), Philippines (1,916), United Kingdom (1,829), and France (1,685). Ten years earlier, the top five source countries were the United Kingdom, Fiji, India, Japan and Samoa.

Of those permanent and long-term migrants arriving in Auckland in the 12-month period to June 2018, 63 per cent were aged less than 30 years. This is a significantly younger demographic than Auckland as a whole (44 per cent of the Auckland population was aged less than 30 in June 2017).⁴ This reflects the considerable number of migrants arriving on student visas — for New Zealand as a whole, those on student visas made up 44 per cent of Chinese citizen arrivals and 63 per cent of Indian citizen arrivals in the 12-month period to June 2018. After a period of high immigration, there was a net gain of 28,900 permanent and long term (PLT) migrants in Auckland in the year to June 2017, a 14.8 per cent decrease over the 2016 figures.⁵

Priority setting process

As the Safety Collective determines its strategy and work programme going forward, it is critical that these address the community safety and injury prevention priorities facing Auckland.

A process for formulating priorities and strategies will be finalised once accreditation has been obtained. This will be informed by discussion within the Safety Collective and data gathered and analysed during the accreditation process.

At the outset, it would appear that priorities need to be considered in a framework that addresses at least three differing, though related and overlapping, perspectives or approaches:

- Thematic – the range of interventions in place, or needed, that address themes outlined in the “Effective Strategies” part of this application⁹
- Community priorities – the range of interventions in place, or needed at a local board level, that address issues which communities (potentially via local boards) tell us are important to them
- Target audience – the range of interventions in place (or needed) that address issues facing particular sub-groups, or demographics, of the population, e.g. by age, gender, ethnicity and income

Approaches and perspectives

Potentially, priorities will become clearer the more they intersect between these perspectives or approaches, as the following diagram illustrates:

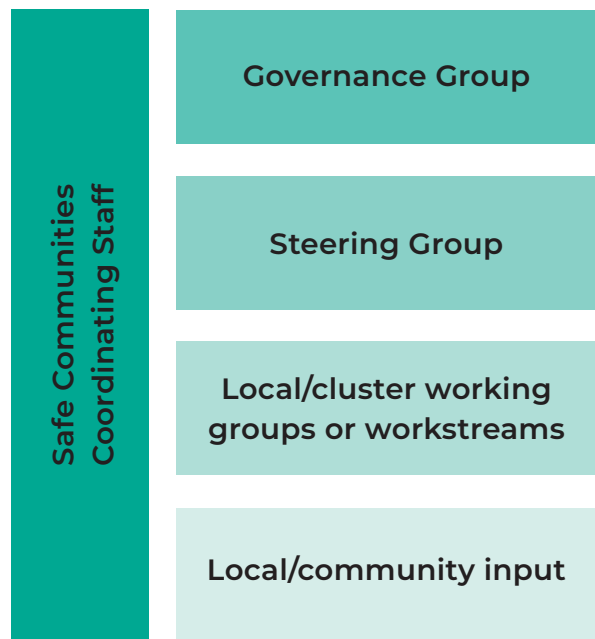


It is equally important that in all cases, prioritisation and effective strategies are evidence-based in terms of the issues being addressed and interventions proposed.

A possible operational model to help integrate these perspectives, prioritise interventions, and determine effective strategies for their implementation could incorporate the following elements:



Decision-making and delivery for Safe Community



This recognises the need for governance at a regional level supported by a steering group, and potentially local working groups or workstreams at a sub-regional level ensuring effective understanding and roll-out of targeted interventions that address local issues.

Data analysis to inform future decisions

The data presented in the following section points to a number of possible areas for further analysis and/or intervention. Further work is required following accreditation in order to make informed decisions taking into account an agreed priority setting process as part of the Safety Collective strategic plan.

Several constraints were identified when analysing data to inform future decisions:

- The timeliness of data presents challenges to address the current community environment
- Not all data sources use the same geographic boundaries. Some data sets are broken down to local board level, others into the three districts: Waitemātā, Auckland City and Counties Manukau
- Many cases of injury and crime are also under reported

The Safety Collective therefore utilises a range of data sources and other influences to inform decisions:

- New Zealand Police, policedata.nz interactive reporting tool
- Otago University, Injury Prevention Research Unit National Injury Queries System
- Safe Communities Foundation of New Zealand factsheets
- Accident Compensation Corporation annual injury statistics
- NZ Transport Agency, Crash Analysis System, road deaths and serious injuries
- Water Safety New Zealand, DrownBase™
- Auckland Council, Research, Investigations and Monitoring Unit, State of Auckland Demographic report cards

- Quality of Life Survey 2018 Auckland Report
- Auckland Plan 2050 – monitoring framework, in particular the outcomes:

Participation and Belonging:

- o Measure 1: Aucklanders' sense of community in their neighbourhood
- o Measure 2: Aucklanders' sense of safety in their homes and neighbourhood
- o Measure 3: Aucklanders' quality of life
- o Measure 4: Relative deprivation across Auckland
- o Measure 5: Aucklanders' health

Transport and access:

- o Measure 5: Deaths and injuries from transport network
- Political direction
- Local surveys

Injury profile data can be analysed to highlight outcomes for a range of demographics such as age, gender, and ethnicity. This section highlights some examples showing considerable disparities, but others will be highlighted when the data is further analysed.

Safety profiles for Auckland

Crime Profile

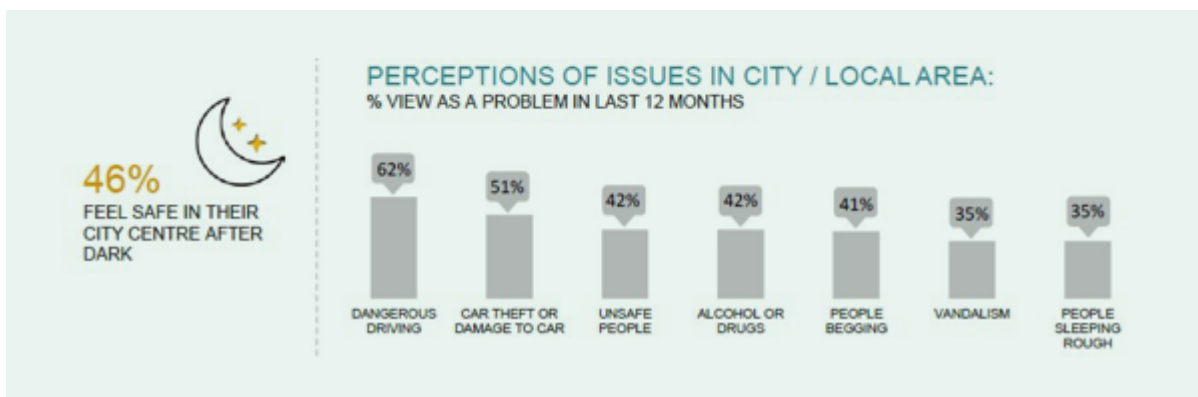
Perceptions of safety

As part of the Auckland Quality of Life Survey 2018, respondents were asked to indicate the extent to which various social issues have been a problem in their local area in the previous 12 months. The most commonly perceived problem is dangerous driving (62 per cent rate this as a big problem or a bit of a problem), followed by car theft or damage to cars (51 per cent), the presence of unsafe people (42 per cent), alcohol or drugs (42 per cent), people

begging (41 per cent), vandalism (35 per cent), and people sleeping rough (35 per cent).

While the majority of Aucklanders feel safe in their home after dark (91 per cent) and in their city centre during the day (90 per cent), less than half of respondents (46 per cent) felt safe walking in the city centre alone after dark.¹⁰

The infographics below show the overall crime and safety results for Auckland.



Source: Quality of Life Survey 2018 Auckland Report

Victimisations for assault by family member¹¹

	AUCKLAND			NATIONAL		
	Number	Rate/10,000 people	% Change vs prior year	Number	Rate/10,000 people	% Change vs prior year
2015	4,032	25.7		13,126	28.6	
2016	3,928	24.3	-3%	13,183	28.1	-2%

Victimisations for assault in community locations¹²

	AUCKLAND			NATIONAL		
	Number	Rate/10,000 people	% Change vs prior year	Number	Rate/10,000 people	% Change vs prior year
2015	3,624	23.1		11,764	25.6	
2016	3,988	25.4	+10%	12,464	26.6	+4%

Over the period 1 July 2017 to 30 June 2018, there were 76,326 crimes reported in Auckland, compared to 219,363 for New Zealand. All crimes went down by [-5,664] compared to the previous period ([-5,777] for New Zealand).¹³

The most common type of crime reported was theft (61.6 per cent), followed by burglary (27.2 per cent) and assault (8.3 per cent). This is shown in Figure 3.¹⁴

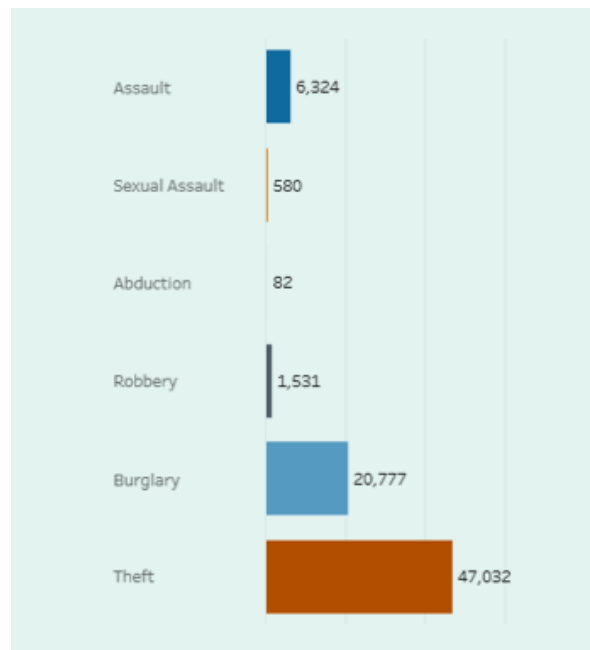


Figure 3: Reported crimes in Auckland by type of crime FY17- 18 (Source: New Zealand Police: Crime-snapshot)

Injury profile

QUICK FACTS

- 2,212 injury deaths from 2011-2015
- 80,875 hospital discharges from 2013-2017
Males are over-represented
- Falls are the leading external cause
- Adults 85+ years over-represented for number and rate of injury deaths and hospital discharges

Injury deaths (2011-2015)¹⁵

Over the five year period from 2011-2015, there was a total of 2,212 injury deaths in the Auckland region, 24 per cent of the national total. 63 per cent of these were unintentional.

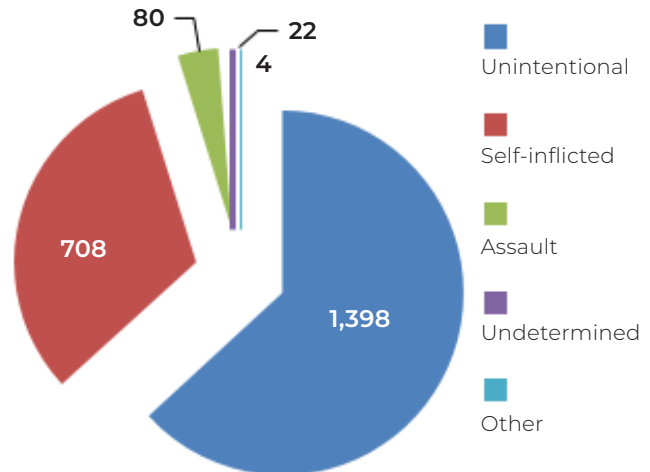


Figure 4: Auckland injury deaths by intent (Source: IPRU)

Year of Death	Number of Deaths	Rate/100,000 People
2011	461	31.6
2012	436	29.5
2013	415	27.8
2014	471	30.8
2015	429	27.3
TOTAL	2,212	29.4

More males (n=1,397; 63 per cent) were fatally injured than females (n=815, 37 per cent).

Gender	Number of Deaths	Rate/100,000 People
Females	461	31.6
Males	436	29.5
TOTAL	2,212	29.4

External causes of injury deaths from 2011-2015			
Cause	Frequency	Cause	Frequency
1. Fall	651	11. Unspecified	26
2. Suffocation	528	12. Fire/Flame	19
3. Poisoning	296	13. Natural/Environmental	19
4. Motor Vehicle Traffic	290	14. Pedestrian, Other	16
5. Drowning	100	15. Other Land Transport	14
6. Other Specified	92	16. Machinery	9
7. Cut/Pierce	47	17. Pedal Cyclist, Other	6
8. Firearm	37	18. Hot Object/Substance	2
9. Other Transport	34	19. Fire/Hot Object or Substance	0
10. Struck by or Against	26	20. Overexertion	0

The three leading external causes of injury deaths in the Auckland region were falls (29.4 per cent), suffocation (23.9 per cent), and poisoning (13.4 per cent). Motor vehicle traffic as an external cause came in fourth (13.1 per cent), as shown in the table.

During this period, adults 85+ years had the highest rate and frequency of fatal injuries. Children aged 5-14 years had the lowest rate and frequency of fatal injuries. This is shown in figure 5.

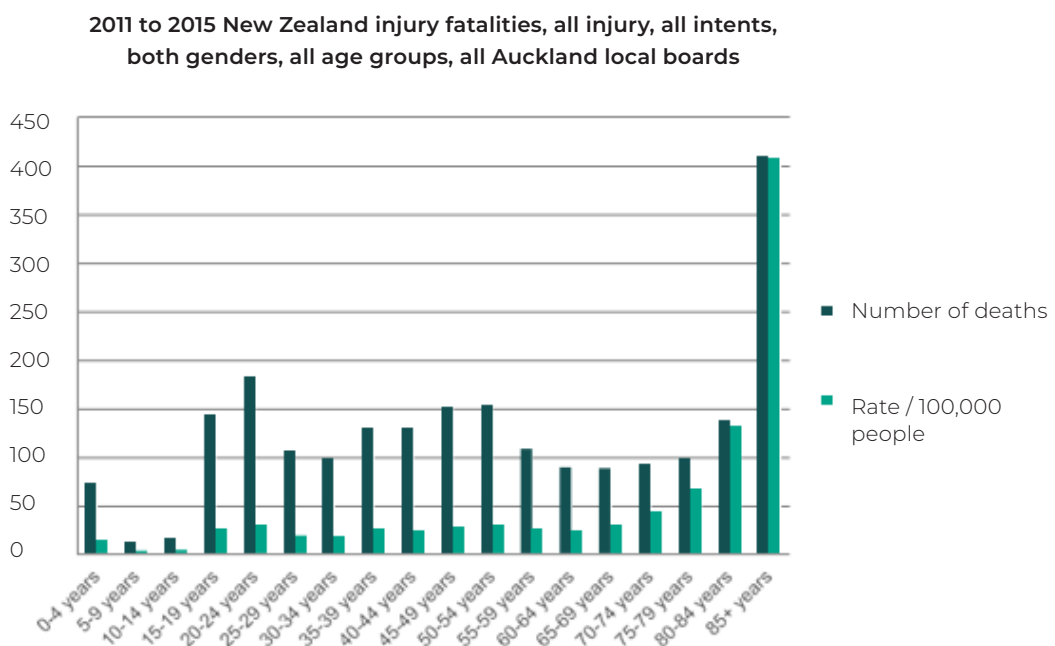


Figure 5: Auckland injury deaths by age group (Source: IPRU)

Injury data is available to local board level, and shows considerable variation. For example, the rate of injury deaths/100,000 people was 23.3 for the Howick local board area from 2011-2015, and 34.5 for the Mangere-Otahuhu local board area.

Over the same period, the rate/100,000 people for the Auckland region was 29.4. For the New Zealand population as a whole for the same period, the rate was 42.¹⁶

2011 to 2015 New Zealand injury fatalities, all injury, all intents, both genders, all age groups, all Auckland local boards

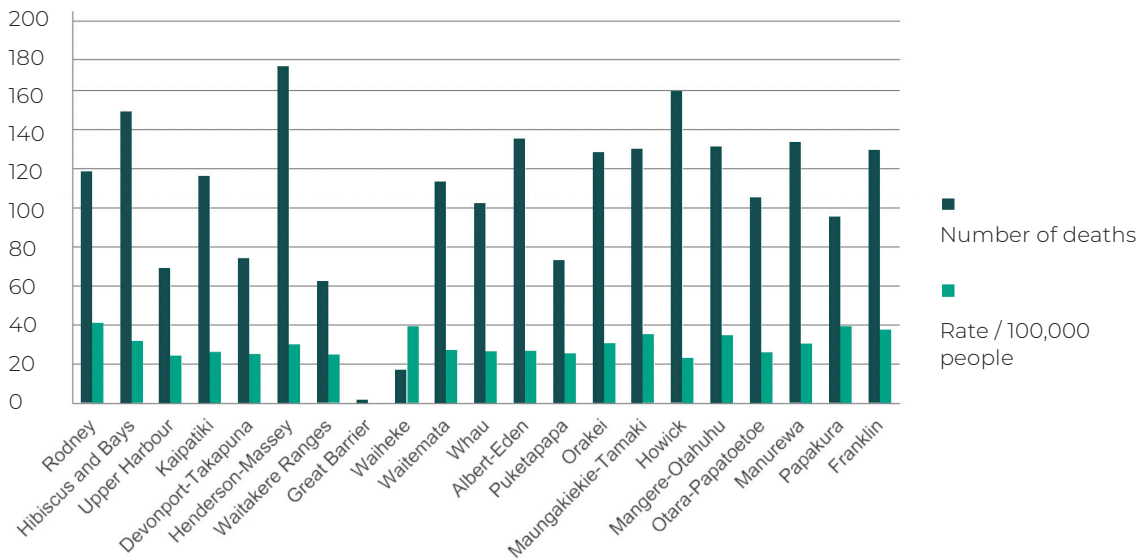


Figure 6: Auckland injury deaths by local board (Source IPRU)

Public hospital injury discharges¹⁷ (2013-2017)

Over the five year period from 2013-2017, there was a total of 80,875 hospitalisations due to injury in the Auckland region, 31 per cent of the national total. 87 per cent of these were unintentional injuries.

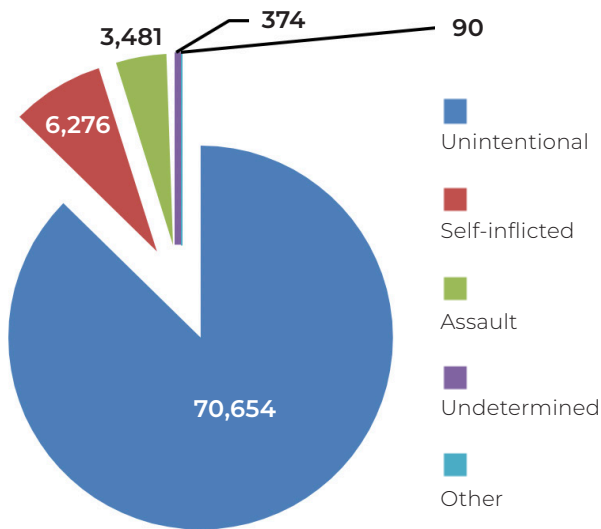


Figure 7: Auckland public hospital injury discharges by intent (Source: IPRU)

More males (n=42,310; 52.3 per cent) were discharged from hospital due to injury than females (n=38,565; 47.7 per cent).

The three leading external causes of injury discharges in the Auckland region were falls (46.3 per cent), poisoning (9.2 per cent), and struck by or against (8.7 per cent). Motor vehicle traffic as an external cause came in fourth (7.7 per cent), as shown in the table below.

Gender	Number of Discharges	Rate/100,000 People
Females	38,565	963.40
Males	42,310	1,096.60
TOTAL	80,875	1,028.70

Year of Discharge	Number of Discharges	Rate/100,000 People
2013	15,841	1,060.80
2014	16,239	1,063.50
2015	16,495	1,050.80
2016	15,876	983.4
2017	16,424	991.1
TOTAL	80,875	1,028.70

External causes of hospital injury discharges from 2013-2017			
Cause	Frequency	Cause	Frequency
1. Fall	37,462	11. Other Land Transport	1,509
2. Poisoning	7,458	12. Hot Object/Substance	789
3. Struck by or Against	7,009	13. Machinery	715
4. Motor Vehicle Traffic	6,264	14. Suffocation	427
5. Cut/Pierce	5,666	15. Other Transport	367
6. Overexertion	3,923	16. Pedestrian, Other	262
7. Other Specified	3,110	17. Fire/Flame	246
8. Natural/Environmental	1,911	18. Drowning	105
9. Unspecified	1,820	19. Firearm	96
10. Pedal Cyclist, Other	1,736	20. Fire/Hot Object or Substance	0

During this period, adults 85+ years had the highest rate and frequency of injury discharges. This is shown in figure 8.

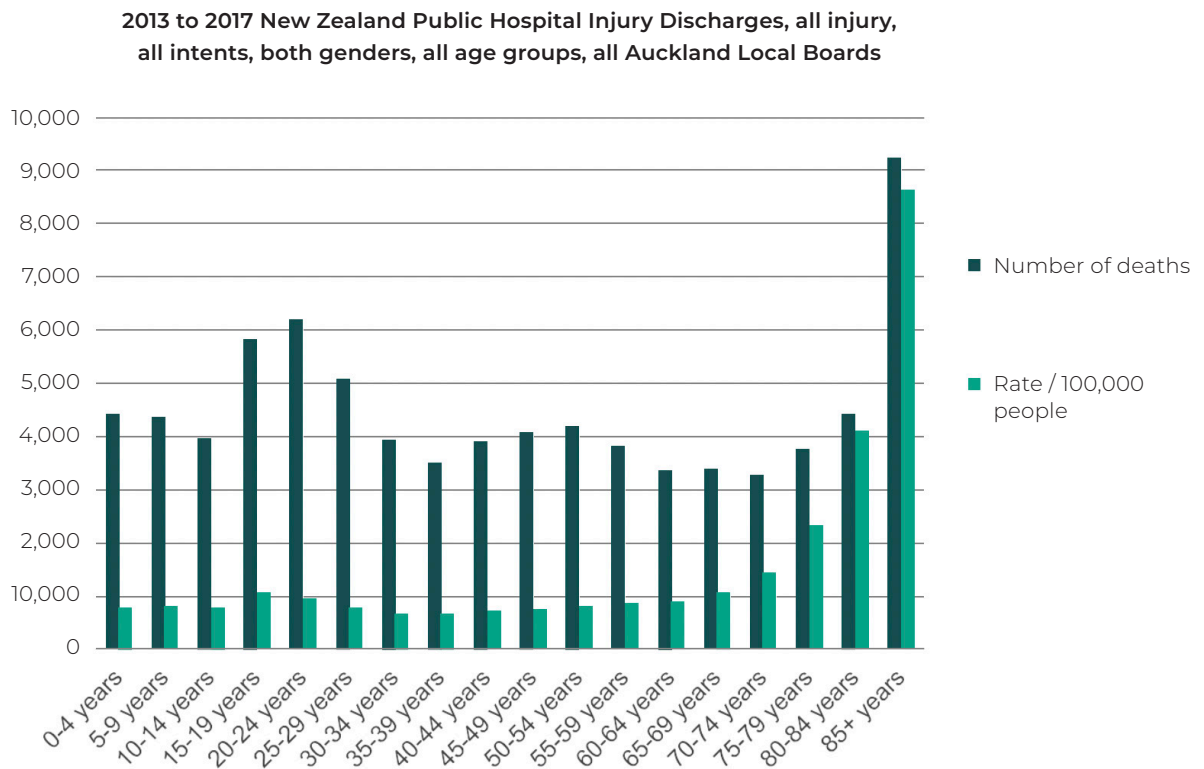


Figure 8: Auckland public hospital injury discharges by age (Source: IPRU)

Injury data is available to local board level, and shows considerable variation. For example, the rate of injury discharges /100,000 people was 728 for the Howick local board area from 2013-2017, and 1,180.2 for the Mangere-Otahuhu

local board area. Over the same period, the rate/100,000 people for the Auckland region was 1,028.7. For the New Zealand population as a whole for the same period, the rate was 1,142.2.¹⁸

2013 to 2017 New Zealand Public Hospital Injury Discharges, all injury, all intents, both genders, all age groups, all Auckland local boards

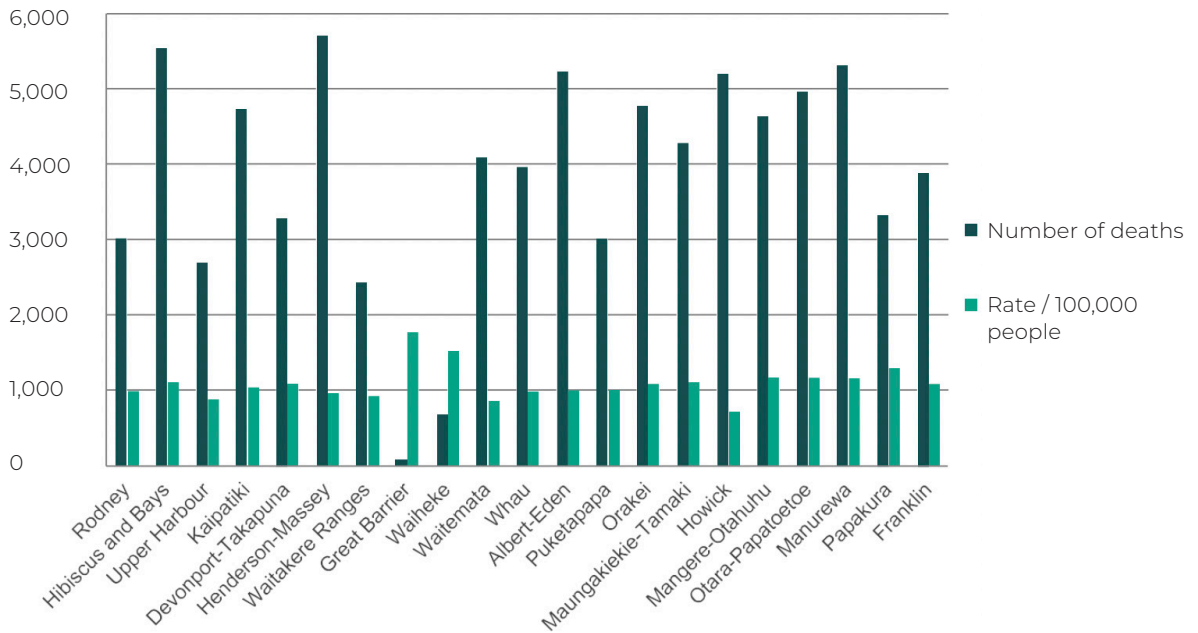
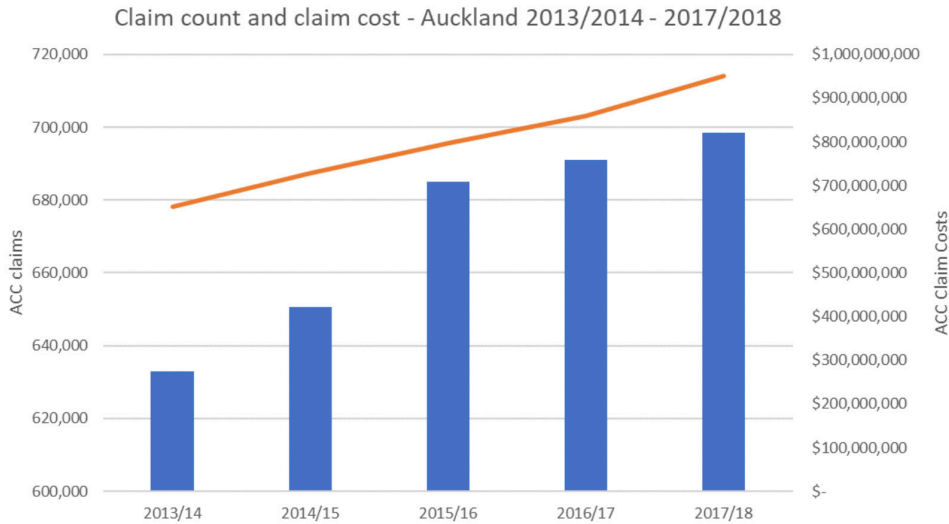


Figure 9: Auckland public hospital injury discharges by local board (Source: IPRU)

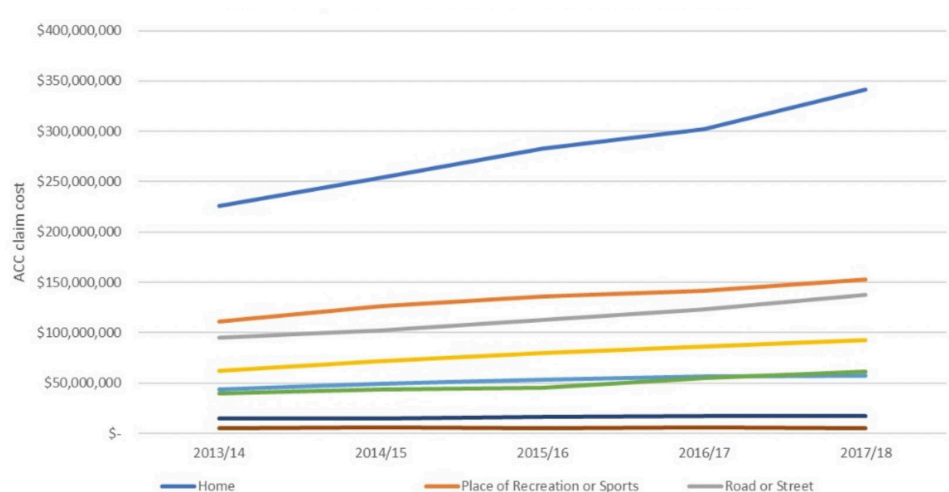
ACC Claims¹⁹

The overall number of ACC claims in the Auckland region (number of new and accepted claims) has increased over the past five years, from approximately 632,990 in 2013/2014 to 698,542 in 2017/2018 in line with population growth. This includes claims for fatal and serious injury.

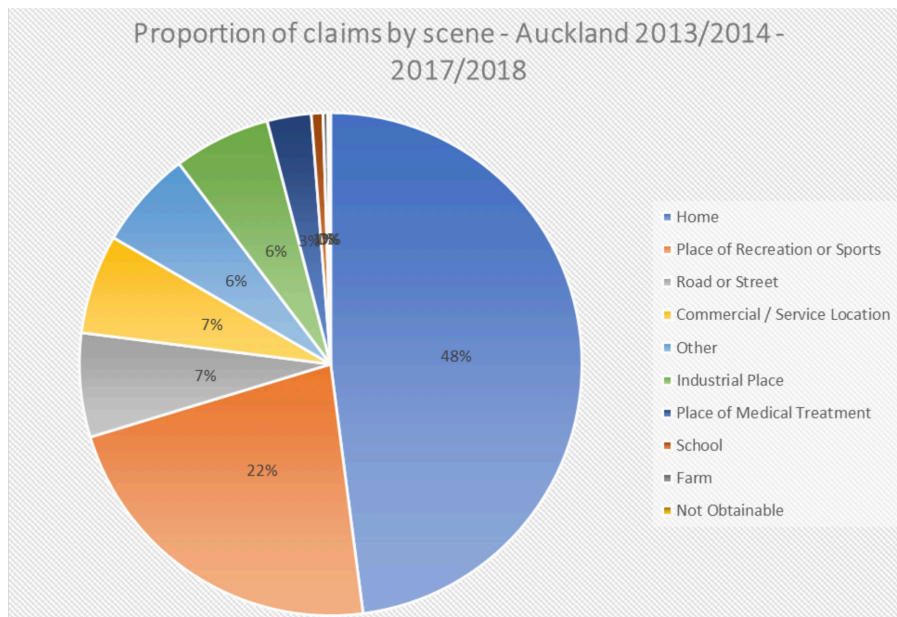
Total ACC claims costs for Auckland between 2013/2014 and 2017/2018 (financial years) rose by \$300m, to approximately \$950m.



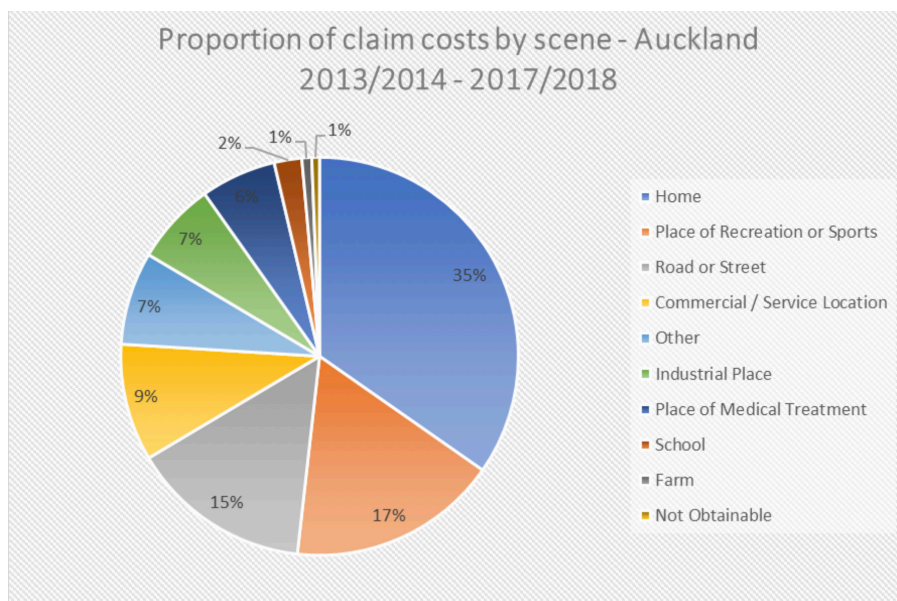
Injuries in the home account for \$116m (39 per cent) of this increase. Road crash costs increased by \$42m (14 per cent) and sports-related injuries rose by \$41.8m (14 per cent).



Most accidents in Auckland happen at home (48 per cent), with places of recreation and sports (22 per cent) the second most common location.

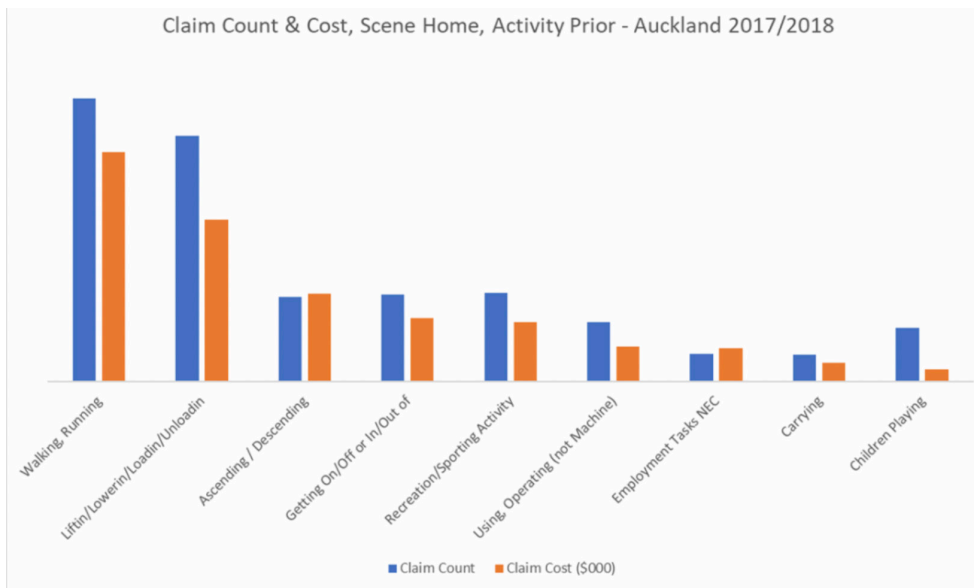


In 2017/2018, 7 per cent of ACC claims happened on the roads but were 15 per cent of ACC claim costs. Road accidents result in more severe injuries than other accidents.

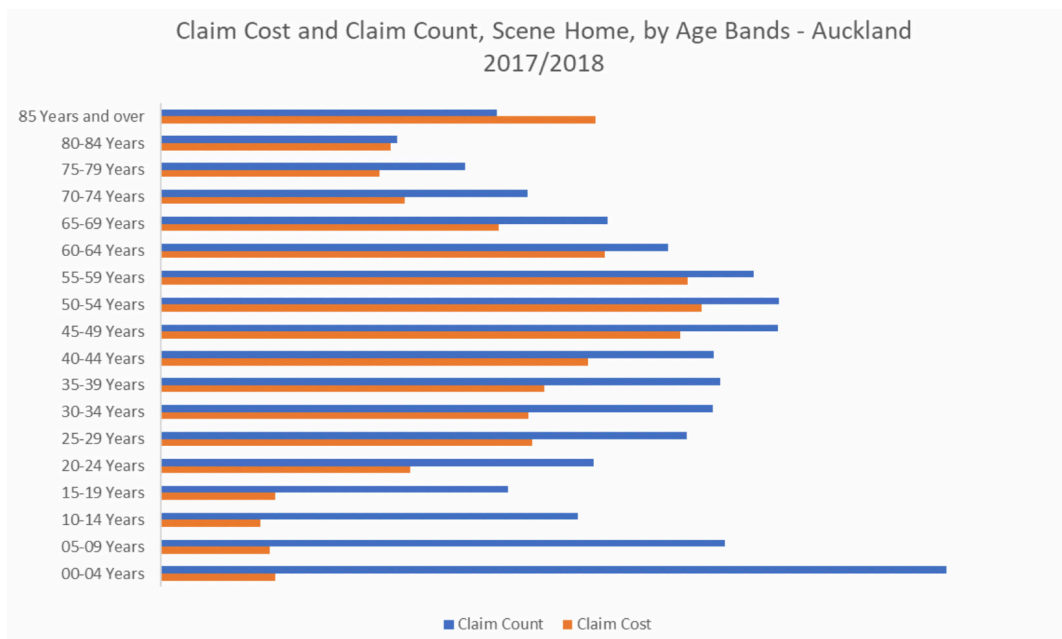


Injuries in the home

The most common cause of accidental death is from falls in the home²⁰. Those over the age of 85 are at most risk of serious injury or death and have high incidence and cost per claim.



Lifting injuries (back strains and sprains) are the second most common injury type in the home.



In the past five years, there have been 1,275 new and accepted fatal claims²¹ peaking at 283 in 2013/2014. In 2017/2018, this number was 249. Of the 1,275 new and accepted fatal claims from 2013/2014 to 2017/2018, 507 occurred at home and 324 on a road or street.

The highest number of serious new and accepted ACC injury claims for the Auckland region occur as the result of events which happened on a road or on a street – except in 2014/2015 when more of these claims were about events which occurred in the home.

Events (accidents) which result in claims that require services and funding beyond immediate medical treatment, (e.g. compensation for loss of earning, attendant care, equipment, and modifications), occur most frequently in Aucklanders’ homes. Over the past five years these accidents in the home have resulted in more than 66,000 claims.

After home, place of recreation or sports is the most common location, followed by commercial/service locations, then road or street, “other”, and then industrial locations.

Auckland’s new and accepted ACC claim rates are approximately 5,700/100,000 higher compared to Wellington²², but approximately 1,700/100,000 lower than Christchurch City. In comparison to Wellington, Auckland’s claims occur more frequently due to events which happen within homes, and less in places of recreation or sports.

Auckland fatal and serious injury claim rates (per 100k population) are lower in comparison to both Wellington and Christchurch.

Auckland sits between Wellington and Auckland for ACC claim cost/100,000, at \$41,000 - \$42,500/100,000 population.



Road safety²³

Auckland's streets have become increasingly dangerous with 64 people killed and another 749 people seriously injured in crashes in 2017, a level of road trauma that was last seen over twenty years ago in 1996.

The social cost for 2017 road deaths and injuries in Auckland is estimated at \$1.13 billion and does not include the considerable congestion-related costs from growing peak-hour crash delays.

The majority of this road trauma occurs on local urban streets with a speed limit of 50kph, including an increasing number of vulnerable road users (people walking, cycling and motorcycling).

The five-year trend for road deaths and serious injuries (DSI) has increased by 67 per cent from 486 in 2013 to 813 in 2017. This growth in road trauma exceeds the growth in Auckland population and vehicle kilometres travelled (vkt) over the same time period and is three times higher than the national road trauma growth. It has been described as a road safety 'crisis'.

Crash-risk is analysed across a number of themes including locations (road, intersections, and communities), transport modes (vehicle, motorcyclist/moped, cyclist, and pedestrian), crash factors (speed, alcohol, distraction, restraints, fatigue) and age-groups (young drivers, older road users). A number of these themes overlap with each other.

A third of the 2017 deaths and seriously injured (DSI) (32 per cent) occurred at intersections. Speed and alcohol are each factors in about 26 per cent of crashes.

Crashes involving pedestrians, motorcyclists and mopeds have become more common. In 2017, 131 people died or were seriously injured whilst walking on Auckland's roads, and a further 167 were killed or seriously injured while riding motorcycles or mopeds.

Road trauma related to older road users, distraction, young drivers and non-use of safety belts have also increased in recent years.

These trends differ slightly across Auckland, with certain themes being more common in some parts of Auckland than others. For example, road deaths and serious injuries occur at three times the rate for people living in the poorest areas.

Pākehā/European and Asian people have a transport system that keeps them significantly safer than Māori and Pacific people in Auckland.

The response to this Auckland road safety crisis includes the recent adoption of a Vision Zero approach where no loss of life on our streets is acceptable. This approach is being led by



Auckland Transport with partners NZ Police, NZTA, Auckland Council, ACC and Health agencies. It includes a number of speed management, safety engineering, vehicle safety, enforcement, education and regulation programmes.

Auckland is also a member of the OECD Safer City Streets network and is learning from the best-performing cities.

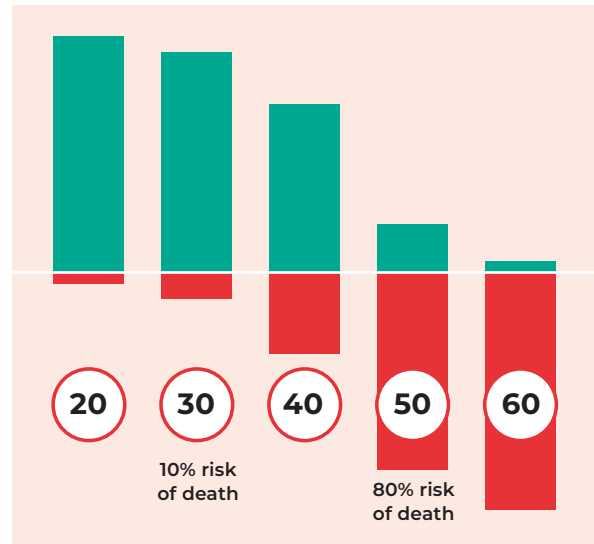
Improving road safety is also one of the key strategies for ensuring increased public and active transport in urban areas, as well as supporting significant health, access and environmental benefits. It is more than the absence of road trauma; it is also about creating healthy lives and places.

Auckland Transport has committed to investing \$700 million of capital expenditure over the next ten years on our streets, using proven designs to build a protective road network that prevents death and serious injury when inevitable human error occurs. This has been made possible by the newly introduced Regional Fuel Tax and along with partner investments, is estimated to reduce DSI by 60 per cent from the 2017 baseline, as well as contribute towards additional congestion reduction benefits and increased health and environment benefits.

The 2018/21 Safe Speeds Programme is the first of these coordinated Road Safety Programmes to be delivered in 2018/19 and will create safe walking facilities in town centres, public transport facilities, neighbourhoods and schools, as well as improvements to high speed, high risk rural roads.

Speed management is one of the most effective low-cost scalable interventions for addressing road trauma as it reduces both the likelihood of a crash occurring as well as improving the survivability when a crash occurs. The chart below illustrates the percentage of survivability for a person walking when hit by a car at different impact speeds.

Survivable Speeds



Note: Pedestrian survivability varies significantly with age, frailty, vehicle type & size. The above graph represents a conservative approach to survivability for our most vulnerable pedestrians, based on Research Report AP-R560-18 Towards Safe System Infrastructure, Austroads, 2018.

Other Road Safety Programmes will deliver safe intersections and corridors through roundabout construction, red light camera enforcement, pedestrian crossings, separated cycle-ways, signage and lane marking improvements, skid resistance road surface upgrades, roadside and median barriers.

An Auckland Road Safety Strategy is being developed among partners and stakeholders to help coordinate, monitor and evaluate the impact of these road safety programmes, as well as a Road Safety Action Plan to help coordinate annual delivery.

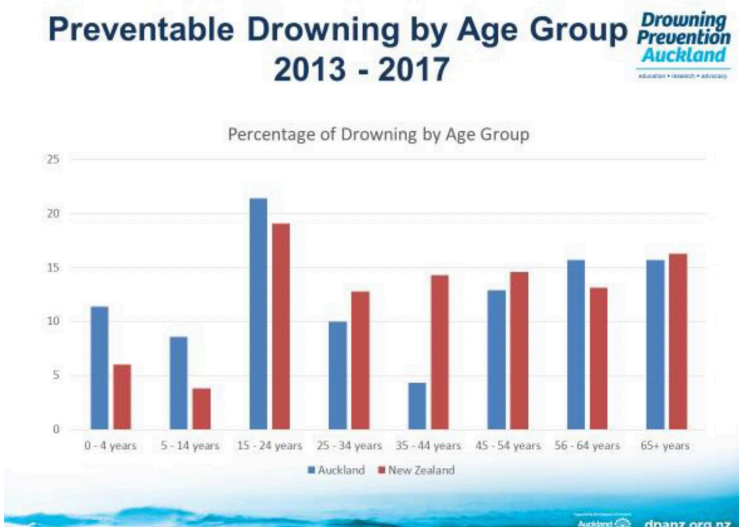
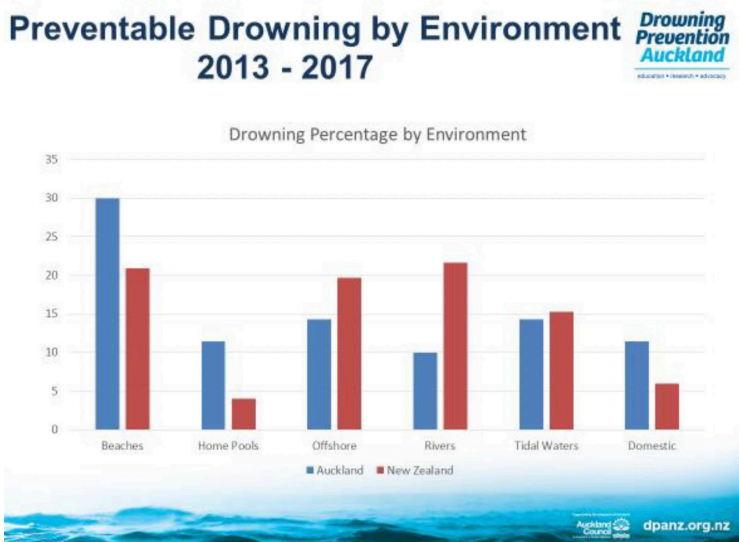
Drowning²⁴

Water Safety New Zealand reports 88 preventable drowning deaths in New Zealand (WSNZ 2017 Drowning Report).

Preventable drownings include recreational and non-recreational deaths, considered applicable to the prevention and rescue effort of the water safety sector.

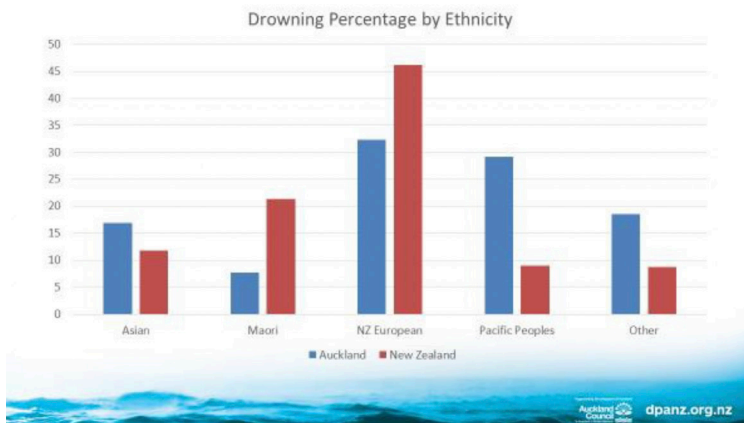
The Auckland region experienced 22 preventable drownings in 2017, twice that of the previous years and one-quarter of the national drowning toll.

Most drownings are male. In the past five years (2013 - 2017) males accounted for 81 per cent of both New Zealand and Auckland fatal drowning.



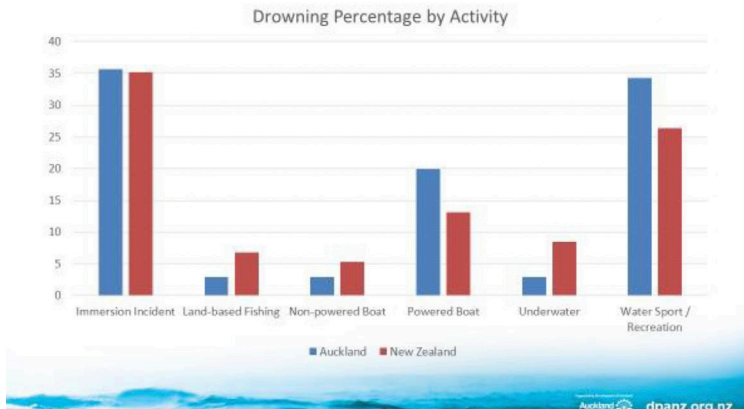
Preventable Drowning by Ethnicity 2013 - 2017

**Drowning
Prevention
Auckland**
HEAHEIHI • TAMAKI • AOKIHIKI



Preventable Drowning by Activity 2013 - 2017

**Drowning
Prevention
Auckland**
HEAHEIHI • TAMAKI • AOKIHIKI



Of note is that although Auckland experienced twice as many preventable drownings in 2017 as the year before, the rate of drowning in the Auckland region (1.3 per 100,000) remains one of

the lowest in the country. The dramatic increase in the ages of under five years and over 65 years is concerning and will need to be monitored for any future trends.

Alcohol²⁵

Drinking alcohol increases the risk of injury which has devastating effects on the lives of individuals and their families. Alcohol is a frequent contributor to preventable injury, hospitalisation, and deaths. It often intersects with other safety and injury prevention themes. As the Health Promotion Agency makes clear, related harm includes injuries, alcohol poisoning, and other health conditions, road trauma, offending and assaults, and impacts on children and families. Fifty-eight per cent of those living in Auckland reported consuming alcohol in the last four weeks. One-quarter of these reported risky drinking behaviour. Risky behaviour is defined as seven or more drinks on any one occasion for those aged 18 years and over, and five or more drinks on any one occasion for those aged 15 to 17 years.

A lower percentage of people living in south/south east Auckland reported drinking alcohol in the last four weeks compared to the rest of Auckland. Of those who did drink in the last four weeks, a greater percentage of people who live in south/south east Auckland (34 per cent) reported risky drinking behaviour compared to the rest of Auckland (22 per cent).

Drinkers experienced a range of outcomes as a consequence of drinking. 20 per cent of people living in Auckland who had consumed alcohol in the last four weeks reported at least one experience that may be considered harmful as a consequence of drinking alcohol.

These harmful experiences included “spent too much money on alcohol” (10 per cent), “did something embarrassing that you later regretted” (4.8 per cent), and “drove a vehicle while being unsure of how much you were under the influence of alcohol” (4.5 per cent).

Forty-eight per cent of people living in Auckland agreed or strongly agreed that “The bars/pubs in my community have a good reputation” and 63 per cent agreed or strongly agreed that “It is easy to get to licensed premises from where I live”. Smaller percentages of people living in south/south east Auckland and west Auckland agreed or strongly agreed with both statements, compared to the rest of Auckland.



Thirty-six per cent of people living in Auckland agreed or strongly agreed that “Some licensed premises are too close to public facilities like schools”. This is greater than the rest of New Zealand (31 per cent).

About one in 10 people living in Auckland reported knowing about local council planning

processes for the sale and supply of alcohol - significantly lower than the rest of New Zealand.

Supermarkets (69 per cent), bottle or liquor stores (50 per cent) and restaurants/cafes (33 per cent) were the most frequently reported places for Aucklanders to purchase alcohol in the last four weeks.

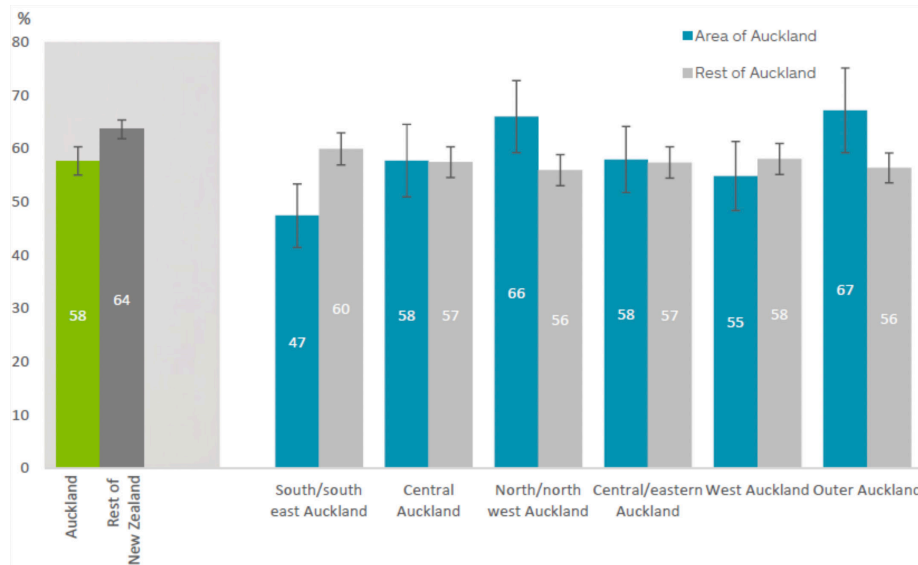


Figure 7: Percentage of people who reported consuming alcohol in the last four weeks, comparison by Auckland area and with the rest of New Zealand, 2013/14 to 2015/16

Linkages to programmes and activities

Auckland has an extensive range of community safety and injury prevention programmes and activities undertaken/led by government and non-government agencies across the region.

These programmes and activities have been designed over time to address elements of the safety profile described above.

They have been themed in this application as follows:

- Reducing alcohol and drug related harm
- Child injury prevention
- Community connectedness/resilience
- Road safety/policing
- Violence/crime prevention
- Water safety

The breadth and extensive reach of these programmes and activities highlight the role the Safety Collective can play in leadership and collaboration on community safety and injury prevention responses. They also identify a starting point for priority setting.

National, regional and local alignment

Auckland's injury prevention and community safety programmes and activities align with a number of national, regional and local priorities. Examples include:

National:

Accident Compensation Corporation
Statement of Intent 2018-2022, sets out the strategic intentions for the next four years. These intentions are best expressed as a commitment to:

- Increase the success of ACC's injury prevention activities
- Improve ACC's customers' outcomes and experiences
- Improve the financial sustainability of the Scheme

ACC's success in injury prevention goes a very long way towards improving the quality of life in New Zealand while ensuring the long-term sustainability of the Scheme.

ACC will deliver their injury prevention intention by focusing on five priorities:

- Use analytics to increase impact
- Embed client-centred design to change behaviours
- Partner outside ACC for greater effect
- Work with communities to extend our reach
- Ensure that injury prevention efforts reduce the outstanding claims liability

New Zealand Police Four Year Plan 2017-2021, outlines Police’s strategic intentions for the years 2017-2021. The Safest Country: Policing 2021 is the next phase of their transformation programme. It will support the organisation to deliver on key outcomes and to build a sustainable policing model. It is an ambitious programme and it will provide better outcomes to New Zealanders and improve policing services delivered to the public.

NZ Transport Agency Safer Journeys 2010-2020 is a strategy designed to guide New Zealand’s efforts to improve road safety from 2010–2020. Its vision is for:

“A safe road system increasingly free of death and serious injury”.

To achieve this it takes a Safe System approach, looking across the entire road system to improve safety by creating safer roads and roadsides, safer speeds, safer vehicles and safer road use. Within these categories, it sets a number of areas of concern where action is needed.

New Zealand Water Safety Sector Strategy 2020 sets out the water safety sector’s plan to work collectively over the next five years to achieve greater impact – working towards its vision of no one drowning.

The strategy is a joint effort, a partnership by water safety organisations including Accident Compensation Corporation, Coastguard New Zealand, Coastguard Boating Education, Maritime New Zealand, New Zealand Recreational Association, Surf Life Saving New Zealand, Swimming New Zealand, Water Safe Auckland and Water Safety New Zealand.

Input from other sector members – both large and small – has also contributed significantly to this new approach.

The joint goals the sector has agreed on are ambitious - seeking to halve the male drowning toll and bring the pre-school drowning toll down to zero by 2020.

To achieve these goals, and to create a culture where all New Zealanders will enjoy the water safely, the sector will work together to deliver new and innovative programmes and drive attitudinal and behavioural change through communications and other campaigning. It will engage in research, set a policy agenda and resource drowning prevention initiatives according to what will have the greatest impact.



New Zealand Health Strategy 2016 outlines the high-level direction for New Zealand's health system over the next 10 years, with an aim to improve health outcomes, with particular attention to groups such as Māori, Pacific peoples, older people and children.

The Strategy has two parts.

- New Zealand Health Strategy: Future direction
- New Zealand Health Strategy: Roadmap of actions 2016

The New Zealand Health Strategy: Future direction outlines the high-level direction

for New Zealand's health system over the 10 years from 2016 to 2026. It lays out some of the challenges and opportunities the system faces; describes the future we want, including the culture and values that will underpin this future; and identifies five strategic themes for the changes that will take us toward this future.

The New Zealand Health Strategy: Roadmap of actions 2016 identifies 27 areas for action over five years to make the Strategy happen. The actions are organised under the five themes of the Strategy. This roadmap will be updated over the 10-year lifetime of the Strategy.

Regional:

The Auckland Plan 2050 is Auckland Council's long-term spatial plan to ensure Auckland grows in a way that will meet the opportunities and challenges of the future.

Auckland Council has developed the Auckland Plan 2050 with, and on behalf of, all Aucklanders.

The plan outlines the big issues facing Auckland and recommends the way in which Aucklanders and others involved in the future of Auckland can best respond to them.

The Development Strategy and six outcomes set Auckland's strategy to 2050. They consider how we will address the key challenges of high population growth and environmental degradation, and how we can ensure shared prosperity for all Aucklanders.

Auckland Council's research and engagement has identified six important areas in which Auckland Council must make significant

progress, so that Auckland can continue to be a place where people want to live, work and visit.

The six outcomes are:

- Belonging and Participation
- Māori Identity and Wellbeing
- Homes and Places
- Transport and Access
- Environment and Cultural Heritage
- Opportunity and Prosperity

Of the six outcomes in the plan, two provide a strong focus on community safety:

Belonging and participation:

Focus area 1: Create safe opportunities for people to meet, connect, participate in and enjoy community and civic life.

Focus Area 6: Focus investment to address disparities and serve communities of greatest need.

Transport and access:

Focus area 6: Move to a safe transport network, free from death and serious injury.

New Zealand Police, Ngā Pirihimana o Tāmaki Makaurau, District Commander's Work Plan, Phase One 2017-2018, sets out the aspirations for how they will police across the three Auckland districts.

The work programme will be led by the three Tāmaki Makaurau District Commanders with support from Police National Headquarters. It will focus on ensuring they achieve their organisational outcomes amidst the challenges arising from significant social, economic and demographic changes.

The work programme will consist of four key projects:

1. Governance: a new governance model will be developed to provide strategic and operational decisions to be made for the benefit of Tāmaki Makaurau
2. Deployment: police in Auckland have been focused on the community they serve within artificial borders. These borders hinder their ability to deploy in an integrated and effective manner, therefore they will explore opportunities to improve deployment and operate without traditional police borders
3. Administration: the administrative functions that support new governance and deployment arrangements will need some reshaping

4. Mind-set: the new way of operating will require Police to think differently. Open and honest communication will ensure their staff are kept informed and changing the way they deliver policing to meet the expectations of the Tāmaki Makaurau District Commanders

This plan supports the Police High Performance Framework (PHPF) and is about lifting performance across Tāmaki Makaurau by using their collective resources more effectively. Police staff will no longer be constrained by invisible borders at area and district level and will be able to make good deployment decisions to provide the best outcomes for victims.

It is not expected to have a significant impact on how front line officers conduct their day to day business; however, where officers deliver services may be different depending on where demand and risk are.

It will also increase the consistency of some services delivered to diverse communities across Tāmaki Makaurau.

Local:

Local board plans are strategic documents that are developed every three years to set a direction for local boards.

Reflecting community priorities and preferences, the plans guide local board activity, funding and investment decisions.

A number of local boards identified safety as a key outcome that they want to achieve, and have a variety of safety activities in their annual work programme.

For example, an initiative in the Papakura Local Board Plan 2017 is to implement strategies to continue improving safety and security in the Papakura town centre.

Figure 8 provides an overview of Auckland Council's planning system and where the Auckland Plan and local board plans fit.

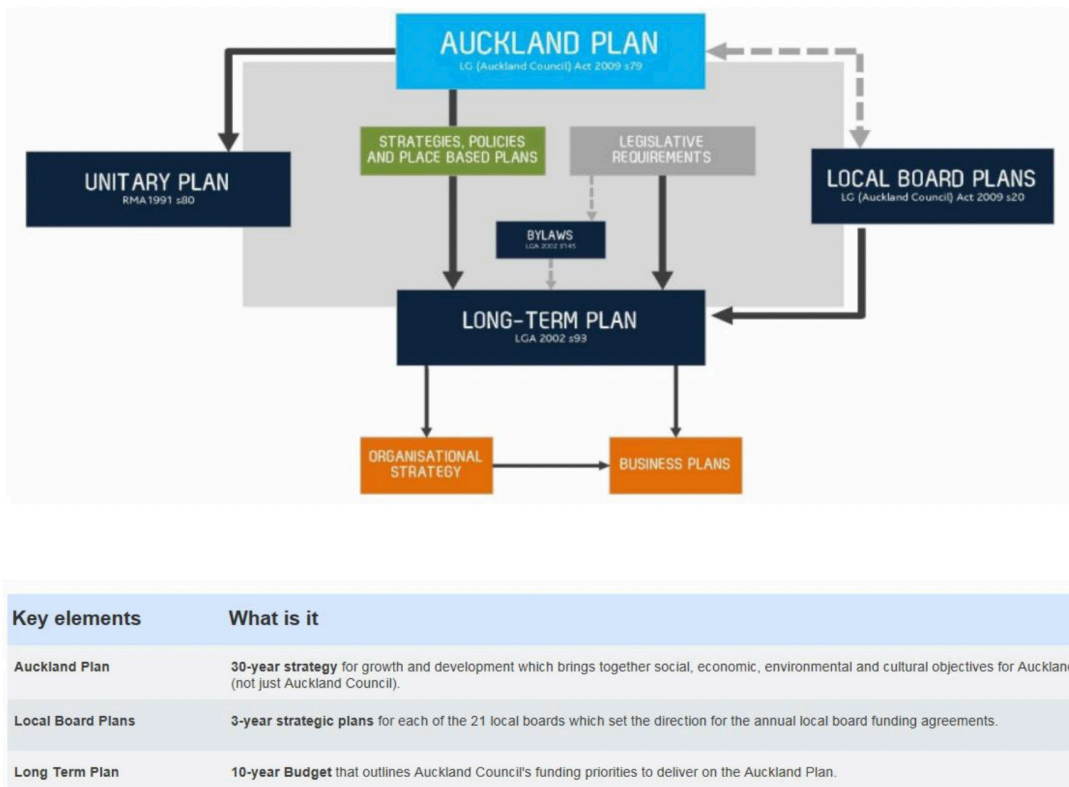


Figure 8: Overview of Auckland Council's planning system

EFFECTIVE STRATEGIES

The development of new interventions requires as much an eye on the past as on the future. Reviewing what programmes and projects have been effective provides an understanding of elements of success that can shape the future of our collective work.

This chapter takes a snapshot of activities and interventions undertaken by key organisations across Auckland over approximately two years. It is not exhaustive, and nor is it meant to be. Rather it demonstrates the range and reach of community safety programmes that reflect the level of resourcing across the region, while giving a flavour of the different intervention modes and models.

The stocktake (presented in appendix three) and the case studies which form this chapter focus primarily on the priority areas identified in this application:

- Reducing alcohol and drug related harm
- Child injury prevention
- Community connectedness/resilience
- Road safety/policing
- Violence/crime prevention
- Water safety

Case studies addressing needs for high risk groups and environments

The following seven case studies demonstrate how agencies and people in our community have worked collaboratively to develop programmes and activities that will have a positive impact on children, young people, elderly, visitors and residents of Auckland.

Between them, they align with the key safety and injury prevention themes highlighted in this application.

In some cases, programmes are community-driven such as the New Lynn – Briar Lane case study.





Case Study 1

SAFEKIDS AOTEAROA CHILD DRIVEWAY SAFETY

Initiative/Programme Name: Check for me before you turn the key

Issue/Population Group Addressed: Māori, Pacific peoples and at-risk families

Objectives:

Safekids' organisational objective: Reduce the incidence and severity of preventable deaths and hospital admissions to children in New Zealand so that they can live to their full potential.

Campaign communications objectives:

- Raise awareness about New Zealand's high child driveway run over rates
- Change the public's perception of driveway run overs, and to convince audiences that driveway run overs are preventable
- Gain strong community support to reach Māori, Pacific, low-income and at-risk families, taking the 'Check for me' message to parents where traditional advertising could not reach

Partners:

- Ministry of Health
- Starship Foundation
- Auckland Council
- Impact PR
- NZ Post
- BCG2 and MediaCom
- Accident Compensation Corporation
- Wilshire Investments
- Housing New Zealand
- Brand Developers
- The Early Childhood Council

Evidence reviewed before implementing programme: (i.e. Link to peer reviewed journal article, national strategy, guidelines on best practice etc.) Story behind data.

To understand the injury issue and identify injury trends, Safekids Aotearoa (Safekids) studied New Zealand and international literature on driveway run overs and reviewed specialist injury databases (for example from primary care, Accident and Emergency's, hospitals, Coroners, Accident Compensation Corporation and Police).

These include external resources:

- Driveway runover, the influence of the built environment: A case control study (Starship Child Health)
- Paediatric driveway run-over injuries: time to redesign? (Starship Child Health; Starship's Trauma Service; University of Auckland)
- Driveway-related motor vehicle injuries in the paediatric population: a preventable tragedy (The New Zealand Medical Journal).
- Housing New Zealand's Driveway Safety Programme (includes "A guide to driveway safety for property owners")

And Safekids resources:

- Position Paper: Child Driveway Run Over Injuries.
- Working with local government to prevent Driveway Run Over Injuries.
- Infographic: PREVENTING DRIVEWAY RUNOVERS: Ten things to think about
- Factsheet: Child Driveway Run Over Injuries.
- Lesson Plan: Driveway Safety Lesson: CHECK FOR ME BEFORE YOU TURN THE KEY.

Safekids also collated all driveway incidents reported by the media in the last 20 years.

With this information Safekids:

- Identified the age and ethnicity of the children killed (under-5 years and predominantly Māori and Pacific). Most belonged to low-income families, living in social housing or with extended family
- Knew when it happened (summer, peaking in December, 10am-12pm and 5-6pm)
- Knew who was driving (49 per cent parents, 51 per cent neighbours and relatives) and how it happened
- Knew 30 per cent of cars involved were moving forward. This information eliminated wrong safety messages (ie. reversing in driveways, relying on cameras)
- Identified three factors that could reduce the risk (human factor, vehicle visibility and house design)
- Consulted with parents affected by driveway run overs and pre-tested the campaign with community action groups that worked with Māori, Pacific and low-income families

Using this solid base of information, Safekids developed the following strategies:

- Use research as a tool to identify audiences and develop messages, timings and tactics
- Tell a compelling and emotional story about the human cost of driveway run overs
- Use communications tactics to connect with audiences, create awareness, traction and momentum for the campaign
- Use kanohi ki te kanohi (face-to-face communication) tactics to reach Māori, Pacific and low-income families
- Use the key ring as an emotional trigger during the moment of influence (when drivers pick up the keys), and to empower their audiences to take ownership of children's safety
- Ensure tactics were measurable - if it couldn't be measured, don't do it

What did they do?

Media tactic

- Pitched interviews with leading news agencies featuring the story of two brave mums whose children were killed in driveways, and why they were supporting this campaign.
- Announced the call to action (order a free key ring) at an event and in a press release

Social tactic

- Ran a Facebook campaign centred on an emotive video and an infographic on driveway injury facts, figures and safety tips. They asked audiences to visit www.safekids.nz to order a free key ring
- Ran a www.neighbourly.co.nz campaign that asked neighbourhood support groups to promote Check for Me during Neighbor's Day 2016.
- Partnered with Māori, Pacific and community stakeholders who had Facebook pages (e.g. Vaka Tautua, Plunket and Māori Wardens)
- Scheduled social media posts during driveway danger hours (10AM-12PM and 5-6PM) using targeted keywords (e.g. Māori, Pasifika, Matariki, Waitangi and Polyfest) and interests (e.g. parenting, baby, motherhood and fatherhood)

How well did they do?

Objective: Raise awareness about New Zealand's high driveway runover rates

- Positive news covered about the launch (Radio 11; Newspaper 23; TV 6, exceeding our target by 60 per cent). Launch day news features appeared in Seven Sharp, NZ Herald and Stuff
- 559 positive Safekids news coverage between July 2015 and June 2016. This included two front page headlines in the NZ Herald in the same week

Objective: Change the public perception about driveway runovers:

- The top Facebook: post received 1,724 likes and 625 shares. The video was watched +160,000 times. The Facebook: posts were seen by 724,710 users, had 4,268 likes and 1,372 shares. Facebook followers increased by 44 per cent during the campaign
- www.safekids.nz visits increased 144.82 per cent from the previous year

Is anyone better off?

(i.e. Changes in knowledge/ attitude, Increase of skills, Safer Behaviours Safer Environments, Policy Change)

- The www.neighbourly.co.nz campaign attracted 789 likes, 101 thanks and 1,909 responses to a safety quiz. 83 per cent said they would walk around the car to check to keep children safe
- 9,413 parents and drivers ordered a key ring from the website. In a survey 93 per cent said they were more aware of the risks, and 85 per cent said they were making changes to keep children safe. 67 per cent of survey participants said they belong to the young parent group (21-40 years old)
- A survey of 300 parents indicated 57 per cent were Māori or Pacific and 96 per cent said they were made more aware of how to keep their children safe
- Their biggest success: In 2015-2016 driveway hospital injury admissions at Starship were halved, driveway deaths were the lowest in a decade - zero deaths in 2015 and one in scope in 2016

What did they do?

"Kanohi ki te kanohi" (Face to face) tactic

- Activated community partners by announcing the campaign in the Safekids News magazine.
- Invited community stakeholders to become key ring distribution hubs and organise Check for Me events.
- Asked community stakeholders to help at Check For Me photo booths located in areas that were predominantly Māori and Pacific in ethnicity. Parents could take a picture of their child and place this on their key ring.
- Sent a letter to 2,760 kohanga reo, pacific language nests and other early childhood services. They invited them to promote messages and give key rings to parents when dropping off and picking up children.
- Partnered with national and regional agencies, particularly those that have large numbers of Māori and Pacific staff, customers or audiences. They included Housing New Zealand, Auckland Council, Early Childhood Council, Kohanga Reo Trust and ACC.

How well did they do?

Objective: Gain strong community support and reach Māori, Pacific and at-risk families.

- A week after the October media launch, 50,000 key rings were sent to parents and communities.
- By June 2016, 350,000 key rings were distributed, exceeding the target by 75 per cent.
- 1,150 community stakeholders participated, exceeding the goal by 130 per cent. Participants included early childhood services and kohanga reo (44 per cent), Māori and Pacific providers, Pacific Island Churches, maraes, schools, social services and community groups.
- 3,220 families visited their photo booths, and 10,088 pictures of children were placed inside key rings.
- Housing NZ ran a complimentary campaign targeting 14,000 rental properties with children under five years old. ACC, Plunket and Auckland Council promoted the campaigns to staff and clients.
- Paid media channels came on board, giving \$2 million worth of free advertising spots (600 per cent added value).

Is anyone better off?

(i.e. Changes in knowledge/ attitude, Increase of skills, Safer Behaviours Safer Environments, Policy Change)



Case Study 2

ROAD SAFETY PROMOTIONS – DRINK DRIVE FREE PROGRAMME

Initiative/Programme Name: Road Safety Promotions – Drink Drive Free programme

Issue/Population Group Addressed: Alcohol consumption and driving

Goals:

To reduce the number of people killed or fatally injured due to alcohol-impaired driving by improving attitudes and awareness of the risks associated with alcohol and driving.

Partners:

- NZ Transport Agency (funder), Auckland Council (funder) and the New Zealand Police (delivery partner on some engagements, including checkpoints)

Evidence reviewed before implementing programme: (i.e. Link to peer reviewed journal article, national strategy, guidelines on best practice etc.) Story behind data.

A range of programmes have contributed to improvements in the rates of drinking and driving in New Zealand, including national advertising campaigns and reductions in the legal blood alcohol limit. Yet, alcohol is still a substantial road safety issue.

In Auckland in 2016, 54 people died or were seriously injured in crashes where people were at or above the legal drinking limit. Alcohol will be a factor in many more crashes because reaction times and judgement are impaired at blood alcohol levels lower than the legal limit. The high incidence period of alcohol/drug crashes is from Friday to Sunday with crash numbers increasing from 6pm each day towards midnight on the weekdays. Peak hours on weekends are from midnight to 4:00AM.

When Road Policing is well targeted and combined with Road Safety Promotion it can have a Benefit: Cost Ratio of 8:1 (Taylor, Duigan, Barry, 2007).

Auckland Transport (funded by NZ Transport Agency (NZTA) and Auckland Council) works alongside the New Zealand Police to deliver a range of activities and interventions promoting a “zero drinks” when driving message and reminders to make safe passenger choices by avoiding traveling in a car when the driver has been drinking. **The exact mix of activities differs from year to year but the key activities in the 2016/17 programme were:**

- Social marketing campaigns
- Host responsibility events
 - o Four Licence Controller Qualification Courses
 - o Talks and information packs for parents on hosting social engagements involving teenagers
- Local event promotions and engagements
- Engaging with the public at Police compulsory breath stations
- Fund recidivist drink driver education programmes
- Road safety expos with 15-18 year old high school students

What did they do?

The key activities for this programme are:

- 1 A drink drive free social marketing campaign targeted males aged between 25-35 years with a specific focus on the urban central and urban south areas. The campaign involved an online video, outdoor media, digital media (Facebook/Instagram), cinema advertising, TVNZ OnDemand, Auckland Transport webpage and on the ground promotion at key events. The online video received over 59,000 views, 265 comments and 323 shares.
- 2 Host responsibility events
 - a. Four Licence Controller Qualification Courses (46 participants)
 - b. Talks and information packs for students and parents about how to responsibly host social engagements for teenagers
- 3 Event promotions and engagements (5,266 interactions)
- 4 Sober driver promotions to workplaces (193 participants)
- 5 Engaging with the public (11,700 in 2016/17) at police compulsory breath stations
- 6 Funding recidivist drink driver education programmes (216 attendees in 2016/2017)
- 7 Road safety expos delivered to 3,200 high school students in 2016/17.

How well did they do?

- 49 per cent prompted awareness of the drink drive free campaign among the target audience
- At least 70 per cent agreement in post-campaign testing that these are relevant and/or memorable
- Recidivist driving programmes had high satisfaction ratings from participants.

Is anyone better off?

(i.e. Changes in knowledge/attitude, Increase of skills, Safer Behaviours Safer Environments, Policy Change)

- In post-testing of the 2016 drink drive free campaign, over half reported that the campaign made them feel more positive about not drinking any alcohol when driving. Over 60 per cent reported that the campaign encouraged them to avoid any alcohol if driving.
- An average of 70 per cent of people engaged with at events reported that their interaction would decrease their chance of drinking and driving, 74 per cent said it would also decrease their chances of getting into a car with a driver who had been drinking. Some people who said interaction did not affect their choices said they already do not drink and drive, or get into vehicles with people that have been drinking.
- 100 per cent of parents surveyed at the host responsibility events said they would think more about their responsibility as a host of school-aged students and that they would use the tips that we discussed with them at the event.
- One of the recidivist driver rehabilitation programmes has been evaluated as having a post-completion drink drive re-offending rate of 3.5 per cent (1 in 28 people) and a benefit -to cost ratio of 20:1.

What did they do?

How well did they do?

Is anyone better off?

(i.e. Changes in knowledge/
attitude, Increase of skills, Safer
Behaviours Safer Environments,
Policy Change)

- After completing or watching someone complete the fatal vision or 'beer goggles' activity at a road safety expo, over 88 per cent of students agreed it is not safe to get into a car with a driver who had been drinking. 94 per cent of students reported that they had an increased awareness of alcohol on their ability to drive.

These evaluation activities focus on people's self-reporting of their attitudes or intentions. Over time, shifts in attitudes and awareness should contribute to shifts in behaviour and what society collectively considers socially acceptable behaviour.

Case Study 3

AVONDALE COMMUNITY ACTION ON HUFFING

Initiative/Programme Name: Avondale Community Action on Huffing

Issue/Population Group Addressed: Population targeted: Children 10-13 and Youth 14-24 huffing glue; and community members - increased awareness of the seriousness of huffing and increased collaboration to address issues:

- Young people huffing glue in public, mainly in groups, and disruptive and 'drunken-like' behaviour escalating
- Local shops selling glue to young people, or adults who are supplying young people
- Low awareness and understanding of the serious harm associated with huffing
- Need for activation of spaces for young people to use and engage in community activities

As a result of a local youth network conversation and concerns around increased huffing, CAYAD (Community Action Youth and Drugs) supported this group to develop a Community Action Plan on Huffing. CAYAD facilitated a series of meetings with local schools, youth organisations, agencies, sports organisations, Police and Auckland Council staff, which helped the group to clarify the issues, set goals and determine interventions to address each issue. Multiple issues and outcomes were discussed and actions created.

Goals:

- Reducing access to glue from local shops and upskilling local shop owners on the harms of huffing, what to look for and how to respond
- Increased reporting/intelligence gathering of suspicious purchases of glue and of young people on the streets in Avondale
- Awareness raising with local community about the harms of huffing and how to respond to incidents
- Enhancing working relationships between Police and local Youth organisations to respond to the issues and engage with young people huffing
- Activation of spaces where young people are huffing in public

Partners:

- Generation Ignite
- Avondale Community Centre /Auckland Council Facilities
- Police
- Avondale Library
- Turn Your Life Around (TYLA)
- Avondale College
- Avondale Business Association
- Avondale Intermediate
- Auckland Council Community Empowerment Unit

Evidence reviewed before implementing programme: (i.e. Link to peer reviewed journal article, national strategy, guidelines on best practice etc.) Story behind data.

CAYAD relies on a number of evidence bases for their work:

- CAYAD aligns all its work to the objectives and priority areas and ways of working under the National Drug Policy <https://www.health.govt.nz/publication/national-drug-policy-2015-2020>
A key focus under this policy is delaying the use of substances by young people for as long as possible.
- CAYAD works from a best practice community action approach, which is evidenced to effectively bring about community-led change to specific social and health issues:
<https://academic.oup.com/cdj/article-abstract/41/2/143/403685>
- CAYAD draws on tested resources from The New Zealand Drug Foundation. For this project, a resource on volatile substance was used as the basis for messaging around huffing which provided tested public health messaging that was appropriate to young people
<https://www.drugfoundation.org.nz/info/did-you-know/volatile-substances/>

What did they do?

Shop Keeper Engagement

CAYAD facilitated a collaborative working arrangement between the Avondale Business Association, Police and TYLA (Turn Your Life Around) youth organisation that enabled the implementation of a 'no ID, no glue' and 'no sales to u18' approach in the local community. Held a meeting with local shop owners x 5 and a series of visits to their shops to ensure the local business owners were able to fully understand the situation and identify the types of glue to be restricted.

Glue sales were recorded (name and ID). N = 5 shop owners

Youth Street Engagement

A need was identified to engage and support young people on the streets. CAYAD funded two TYLA Youth Workers for a 10 week pilot project in February and March 2017 to engage young people on the streets and seek support options for them and their whanau.

To complement this work, data is being collected by TYLA from local businesses and community members to give CAYAD, Police, TYLA and other support organisations relevant intel on young people at risk in the area.

Plans were subsequently made to incorporate street engagement and shop keeper monitoring with the two new community developers, supported by TYLA and Avondale Community Action to make this work sustainable over time.

How well did they do?

100 per cent of shops in Avondale implemented the 'no ID no sale' and 'no sale to young people' approach.

3 of the 23 had referrals made to support organisations (Turn Your Life Around Youth Development, Child, Youth and Family Services or alcohol and drug services)
N = 4; 23 per cent

4 of the 23 lead to whanau engagement
N = 3; 23 per cent

Is anyone better off?

(i.e. Changes in knowledge/ attitude, Increase of skills, Safer Behaviours Safer Environments, Policy Change)

- Within the first two weeks of this being implemented the incidents of young people sniffing glue in Avondale significantly reduced, with Police reporting only one incident response.
- N = 1 incident over 14 days compared to 1 per day previously
- 93 per cent improvement in number of incidents
- Only one shop made a sale to a young person, which was then discussed and the mistake not made again
- N = 4/5 = 80 per cent of shops didn't sell to young people

100 per cent of referrals all resulted in positive changes for the young person i.e. reduces AoD use and/or increased engagement in school.

N = 3/100 per cent

- Two young girls were re-engaged into school as a result of the project.
- One young person was connected with Child Youth and Family Services and received specialized counselling support and access to sport activities.
- One young person undertook a drug and alcohol rehabilitation programme as a result of this project

What did they do?

Youth Hub at Avondale Community Centre

One of the issues identified was young people huffing in un-used spaces including the Community Centre, therefore Avondale Community Centre worked with local groups including Generation-Ignite and Sport Waitakere to create a daily afternoon 'youth hub' at the Centre.

The hub is free and engages young people in sports and pro-social activities, keeping them off the streets.

Youth hub has a core of 15 young people, five of whom were some of those initially identified as at risk of harm from alcohol and other drugs.

How well did they do?

Is anyone better off?

(i.e. Changes in knowledge/ attitude, Increase of skills, Safer Behaviours Safer Environments, Policy Change)

Youth hub made permanent in 2017.

The success of the youth hub trial at the end of 2016 enabled it to become permanent in 2017 and the Community Centre continues to engage more organisations and support services for young people.



Case Study 4

WATERSAFE AUCKLAND - WAIWISE AND WAI TURAMA

Initiative/Programme Name: WaiWise / Wai Turama

Issue/Population Group Addressed: Māori, Pasifika and Asian Youth at risk

Goal:

To develop increased participation and safer attitudes and behaviours when in, on and around the water

Partners:

- WaterSafe Auckland – As a funder, facilitation and administration, deliverer and original partner
- New Zealand Police – Provided support and youth-at-risk identification
- Surf Life Saving Northern Region and Bethells Beach SLSC – As a provider for the Beach Education component for each group
- Auckland Council Pools (WestWave, Glenfield Pool and Leisure, Mangere) – Provided pool space
- Greyman Solutions – Provider for Boot camp lessons
- ABACUS counselling, training and supervision – Provided alcohol and drugs workshops
- Mission Bay Water Sports – Provided paddle boarding and kayaking lessons

Evidence reviewed before implementing programme: (i.e. Link to peer reviewed journal article, national strategy, guidelines on best practice etc.) Story behind data.

In New Zealand, Māori, Pasifika and Asian populations, young people and males are overrepresented in the drowning statistics. 575 people drowned in New Zealand between 2008 and 2012, of which 16 per cent were aged 15-24 years. In the same period, 122 people drowned in Auckland, of which 24 per cent were Pacific Island people. Māori comprise 15 per cent of New Zealand population, but from 2008 to 2012 Māori made up one-fifth of the total drowning toll (average 22/109, WSNZ DrownBase). Asian peoples represent 8 per cent of the annual drowning toll yet comprise only 6 per cent of the national population. From 2005 to 2009, 25 Asian New Zealanders died from drowning, 14 (56 per cent) of those in the Auckland region and 72 per cent of these drowning fatalities were associated with recreational activity (Water Safety New Zealand [WSNZ], 2010). In addition, males comprise 49 per cent of the New Zealand population (Statistics NZ, 2016), but account for 80 per cent of the drowning fatalities (WSNZ, 2016).

Pacific Island, Māori and Asian populations have traditionally been involved in water activities, however new environments and lack of traditional safety measures has led to them not being able to participate safely in many aquatic activities. It is essential to equip youth with these skills, as they will act as role models to their communities to develop a culture of safety when participating in future aquatic sport and recreation activities.

WaiWise and Wai Turama water competence programmes were developed specifically for youth in these ethnicities, with the aim to increase safe participation in aquatic environments. The two programmes focus on water competencies, water safety attitudes, behaviour and knowledge for open water environments.

The Wai Wise programme is an innovative programme which aims to give youth of Māori, Pacific and Asian background practical knowledge and skills to keep them, their whanau and communities safer when in, on and around the aquatic environment. Wai Wise offers organisations/groups the opportunity to engage with the water in a practical but safe environment, and learn personal skills such as critical thinking and decision-making; that will assist them in the future when pursuing aquatic activity.

The programme covers swimming lessons, practical water safety sessions in the pool and classroom, and then a day at a local surf club to introduce them to surf lifesaving and allows transfer of skills learnt over the programme into the beach environment. Also included is a session to introduce them to a new water-based activity, something that the youth may not have had the opportunity to do before. Groups are matched with an activity or sport that they may be interested in pursuing after the programme.

There is a leadership component to the programme, with a leadership course being delivered each year for youth that have shown potential leadership skills during their programme. At least two youth from each group are chosen to do the leadership course, with the aim to deliver, promote and encourage the water safety messages within their wider community.

The sixth year of the Wai Wise programme has now been completed, with 171 youth having gone through the programme regionally, more than twice that of the previous year.

WaiWise - Wai Wise is a programme that is targeted for Māori and Pacific Island youth and is designed to develop safer attitudes and behaviours when in, on and around the water. The programme does this by developing water competency skills, water safety knowledge and critical thinking around decision-making when in the aquatic environment. Embedded within the programme are also opportunities for participants to emerge as leaders and be considered for leadership opportunities in facilitating Wai Wise for other groups in the future. The WaiWise programme consists of 6-10 sessions, developed to meet the needs of each individual group. One or two classroom sessions are followed by up to four pool sessions, an aquatic recreational activity then a beach session. Risk management, first aid or drug and alcohol sessions can also be included.

Wai Turama - Wai Turama has similar goals to WaiWise, but it is a shorter programme. Wai Turama consists of four sessions; one classroom, two pool sessions followed by a beach session.

What did they do?

Thirteen community groups with a total of 171 individuals completed one of two water competence programmes, WaiWise (N=118) or Wai Turama (N=53).

A written questionnaire was completed prior to the programme that sought information on their current level of aquatic recreation, perceived water and rescue competency, water safety knowledge, and attitudes and behaviours around water. Participants were also asked to complete a written questionnaire at the completion of the programme for comparative purposes.

Responses were analysed. Chi-square tests were used to determine the association between dependent variables (such as perceived swimming competency) and independent variables (such as gender, programme, and ethnicity).

How well did they do?

- 100 per cent of students said they were 'very satisfied' with the way the Wai Wise programme was delivered.
- 77 per cent of participants achieved the goals they set at the beginning of the programme.

Is anyone better off?

(i.e. Changes in knowledge/ attitude, Increase of skills, Safer Behaviours Safer Environments, Policy Change)

Following the intervention more participants thought they were 'good or very good' swimmers (54 per cent pre vs. 65 per cent post). Significantly more participants thought they could rescue others safely (49 per cent pre vs. 82 per cent post) and significantly more had swum their estimated swimming distances in open water (53 per cent pre vs. 77 per cent post). An important component of Wai Wise is teaching participants how to become better decision makers in, on and around water. Improved opinions toward water safety were evident with participants showing significantly more positive attitudes towards not swimming outside the patrolled flags at a surf beach (69 per cent pre, 80 per cent post) and not drinking beer while fishing (63 per cent pre vs. 80 per cent post).

Perceived swimming distances improved significantly more in WaiWise (35 per cent pre vs. 47 per cent post), while remaining unchanged for Wai Turama (15 per cent pre vs. 15 per cent post), for participants who estimated they could swim more than 25m. While significant differences were shown pre and post intervention for rescue competence, rescue knowledge and survival knowledge, surprisingly greater competence was evident in the shorter Wai Turama programme.

What did they do?

How well did they do?

Is anyone better off?

(i.e. Changes in knowledge/
attitude, Increase of skills, Safer
Behaviours Safer Environments,
Policy Change)

Participants self-reported increased confidence in and around water (94 per cent), improved swimming ability (88 per cent), increased practical water safety skills (93 per cent), improved knowledge of water safety (93 per cent), improved beach safety knowledge (89 per cent), and improved boat safety knowledge (94 per cent) after participation in the programme.

One limitation of the study was that there was no practical testing; this has been implemented for further interventions.



Case Study 5

NEW LYNN – SAFETY THROUGH EMPOWERMENT

Initiative/Programme Name: New Lynn: Briar Lane

See the video case study here: [New Lynn - safety through empowerment](#)

Issue/Population Group Addressed: Community safety concerns:

- Addressing rough sleeping issues
- Low perceptions of safety
- Antisocial behaviour

Goal:

To respond to community concerns around safety because of drug use and other anti-social behaviour under a local bridge.

Partners:

- Local residents
- Auckland Council – Community Empowerment Unit and Maintenance team
- Auckland Transport
- New Zealand Police
- Salvation Army
- Generation Ignite
- Kahui Tu Kaha

Evidence reviewed before implementing programme: (i.e. Link to peer reviewed journal article, national strategy, guidelines on best practice etc.) Story behind data.

- Auckland Council's Community Empowerment Unit works from an Empowered Communities Approach where individuals, whanau, and communities have the power and ability to influence decisions, take action and make change happen in their lives and communities
- Using Placemaking as a method to bring communities together to shape the places they live, work and play, with the outcome of reducing crime and increasing perceptions of safety. Safety is also enhanced when people feel proud of their community and have a strong sense of belonging
- Crime Prevention Through Environmental Design principles to discourage crime

What did they do?

The Community Empowerment Unit engaged with residents, many of whom are migrants, to understand what their concerns/issues were, in response to an initial complaint by a community member.

The Community Empowerment Unit talked to Auckland Council maintenance and Auckland Transport to raise the issue with them and see what could be done.

They engaged others in the area that had knowledge/expertise in this area, such as Police and Salvation Army.

Community Empowerment Unit staff facilitated a community meeting to hear from residents and representatives about their concerns and suggestions for improving safety in the area.

As a result, a gate was put up at the entrance to the underpass by Auckland Transport, and the grounds around the pathway near the bridge were trimmed back significantly to make the area lighter and more open to increase visibility.

Rubbish was cleared from under the bridge.

The Community Empowerment Unit is in discussions with New Zealand Police, Neighbourhood Support and Neighbourhood Patrols to increase patrols and visibility.

How well did they do?

- Really well as far as addressing the concerns of residents and helping them to feel both safer and actively engaged in achieving this result
 - Four rough sleepers that had previously been using the under bridge area were housed as a result of the project
 - Commitment from the locals involved to stay in touch and continue to work together. A community meeting was held on the 13th July at Te Toi Uku, where up to 25 people attended
- Another community meeting was held in August where two people attended. There will be another meeting called in September by the community

Is anyone better off?

(i.e. Changes in knowledge/attitude, Increase of skills, Safer Behaviours Safer Environments, Policy Change)

- The residents have said they feel safer, and more connected thanks to involvement with this work
- Residents feel a sense of belonging – know their neighbours
- Rough sleepers were housed
- Greater collaboration between agencies, and community working in partnership with council
- Now looking into community-led initiatives





Case Study 6

LIVE STRONGER FOR LONGER

Initiative/Programme Name: Live stronger for longer

Issue/Population Group Addressed: Falls in people aged 65 years and over (a reduction)

Objectives:

Keeping older people independent and well, living the life they want to live – a shared objective for ACC, partners, communities, and individuals

1. Independent and well at home
2. Fewer fall injuries
3. Fewer serious harm falls and fractures
4. Improved recovery
5. Integrated falls and fracture care across the system

Partners:

- Accident Compensation Corporation
- Ministry of Health
- Health Quality & Safety Commission New Zealand
- District Health Boards

Evidence reviewed before implementing programme: (i.e. Link to peer reviewed journal article, national strategy, guidelines on best practice etc.) Story behind data.

The New Zealand health system is facing increasing demand for services as a result of the ageing population. Falls are the most common and costly cause of injury in people 65 years and over. There is compelling evidence of effective interventions to reduce falls and recent fractures in this population group.

For ACC a fall is an injury, for the health system a fall is often a marker of frailty and an indicator of a number of health care issues, for the older person a fall often means a loss of independence.

Around 30 to 60 per cent of people aged 65 years and over fall each year and 10 to 20 per cent of these events result in injuries such as hip fractures, hospitalisation or death.

ACC data shows people 65 years and over who have an ACC claim resulting from a fall are 21 per cent more likely to sustain a hip fracture in the future. This increases to 241 per cent for people who have had three or more fall-related claims in the previous year when compared with others of the same age group.

The number of people in New Zealand aged 65 years and over is expected to double to around 1.2 million by 2035, which will equate to almost a quarter of the population.

Sources:

- Rubenstein, L.Z. (2006). Falls in older people: epidemiology, risk factors and strategies for prevention. *Age Ageing*.
- Robertson and Campbell (2012). Falling costs: the case for investment. Department of Medicine, Dunedin School of Medicine, University of Otago.
- Bawa, Weick, and Dirschl (2015). Anti-Osteoporotic Therapy After Fragility Fracture Lower Rate of Subsequent Fracture Analysis of a Large Population Sample. *Journal of Bone and Joint Surgery*.

What did they do?

- Ongoing development of effective falls and fracture system, including
 - o In-home strength and balance programmes
 - o Group based community strength and balance programmes
 - o Fracture Liaison Services (FLS) to identify and treat those at risk of osteoporosis
 - o Assessment and management of visual activity
 - o Assessment and management of environmental hazards in the home
 - o Medication review for people taking multiple medicines
 - o Vitamin D prescribing in Aged Residential Care
 - o Service integration across primary and secondary care
- Online platform and resources for over 65s, their families, and health professionals
- Home safety checklist
- Providing safety advice

How well did they do?

- Measures relating to:
 - o Independence and Wellness at home
 - o Fewer Fall Injuries
 - o Fewer Serious Harm Falls and Fractures
 - o Improved Recovery
 - o Integrated Falls and Fracture Care Across the System
- Falls and fractures outcomes dashboard

Is anyone better off?

(i.e. Changes in knowledge/ attitude, Increase of skills, Safer Behaviours Safer Environments, Policy Change)

- It helps health sector partners to evaluate the benefits of services they provide to older people and drive innovation and development



Case Study 7

LANGI MAI¹ - PACIFIC FOCUSED FALLS PREVENTION PROJECT

Initiative/Programme Name: Langi Mai – Pacific focused falls prevention project

Issue/Population Group Addressed: Falls prevention project targeted to older Pasifika adults – taking strength and balance exercise into Pacific communities

Goal:

To reduce the risk of falls by using traditional Pacific music and movements to strengthen lower limbs, boost muscle strength and increase balance

Partners:

There have been various partners involved in the development and delivery of Langi Mai. They include but are not limited to

- ACC – key partner and initial delivery funder
- Counties Manukau District Health board
- LotuMoui – CMDHB Pacific health initiative
- Otara Papatoetoe Local Board
- Henderson Massey Local Board

Sources:

- Rubenstein, L.Z. (2006). Falls in older people: epidemiology, risk factors and strategies for prevention. Age Ageing.
- Robertson and Campbell (2012). Falling costs: the case for investment. Department of Medicine, Dunedin School of Medicine, University of Otago.
- Bawa, Weick, and Dirschl (2015). Anti-Osteoporotic Therapy After Fragility Fracture Lower Rate of Subsequent Fracture Analysis of a Large Population Sample. Journal of Bone and Joint Surgery.

Evidence reviewed before implementing programme: (i.e. Link to peer reviewed journal article, national strategy, guidelines on best practice etc.) Story behind data.

Background evidence:

Each year in New Zealand, one in three people aged over 65 years will fall.(ii) Falls are the leading cause of injury-related hospitalisation in persons aged 65 years and over.

About a third of adults aged 65 years and over will experience a fall in any one year and up to about half of these people will have repeated falls. (iii) Whilst not every fall will result in injury, falls frequently result in an individual reducing their activity level with a consequential decline in balance, strength and functional ability, which in turn leads to a higher risk of further falls. Added to this the ageing population in New Zealand will result in falls related costs escalating unless effective, low cost falls prevention interventions are implemented.

The Cochrane review of interventions for preventing falls in older people living in the community found that exercise programmes may target strength, balance flexibility, or endurance. But it is the programmes that contain two or more of these components that reduced the rate and number of falls. Also that exercising in supervised groups, participating in Tai Chi and carrying out individually prescribed exercise programmes at home are all effective.(iv)

Pacific Peoples profile:

Whilst Modified Tai Chi has proved to be popular with mainstream New Zealanders it has received a mixed response and up take from the Pacific community. Older Pacific people are by nature quite conservative and traditional in their outlook and have viewed the Modified Tai Chi programme with a degree of suspicion. For example, some have perceived that Tai Chi is part of a religious activity that may not align with their Christian faith. As a result ACC has experienced difficulty in attracting widespread interest from the Pacific community into the Modified Tai Chi programme. For many older Pacific adults there is a need for them to take care of grandchildren while the parents are at work. Much of their time is spent at home doing minimal physical activity and often the only time they leave the family home is to go to Church. As a result they are at a high risk of falls and there is a need to find a suitable strength and balance programme that will better attract their interest and participation.

The Pacific population is predominately urban. One in three of all Pacific people live in Manukau City in South Auckland. The next largest population centre is Auckland City (50,166), followed by Waitakere City in West Auckland (26,823) and Porirua City, bottom of the North Island (12,267). The number of Pacific peoples aged 65 and over is increasing. The older Pacific population is expected to be 11 times its current size by the middle of this century.

The Project concept:

The idea for the Langi Mai project came from the decision to provide an exercise programme that would be acceptable to the Pacific community while at the same time meeting the requirements of an approved exercise programme such as Modified Tai Chi. Within the Pacific community there is a rich and diverse culture of traditional song and dance. These songs and dances are passed on within Pacific communities by way of a strong oral based society and evoke strong feelings of identity village history, stories and values. Many of these songs have actions and dances of varying degrees of physical exertion. A number of other exercise programmes incorporating Pacific song and dance have been developed but these programmes have tended to focus on aerobic fitness and have not always been developed with the older Pacific adult in mind. Many older Pacific adults have reported that they have been put off these other programmes as they feel they are too rushed and don't allow them to go at their own pace and build up from there.

The Langi Mai exercise programme targets the identity and intrinsic knowledge of the Pacific culture in order to inspire and motivate the older Pacific adult to participate. The programme was created to encourage older Pacific adults to dance regularly in order to improve muscle flexibility and lower limb strength. The key focus and message of the Langi Mai programme is to dance for yourself to improve your own health, fitness and flexibility rather than as a performance for others' enjoyment and entertainment.

The objectives of the Langi Mai project:

- to reduce the risk of falls by using traditional music and movements to strengthen lower limbs, increase balance and boost self confidence amongst older Pacific adults
- to establish the appropriate model of physical activity/movements/ exercise appropriate for older Pacific adults utilising cultural music to strengthen their muscles and improve balance
- to increase awareness among older Pacific adults and their families to support and encourage communal partnership using Pacific music and movement towards health, strength and well being
- identify familiar music and movement for older Pacific adults to provide the necessary exercise required to assist in increasing lower limb muscle strength
- to develop a repertoire that can be used through that language group, starting with the two largest Pacific communities: Tongan, Samoan
- to establish an ongoing long term sustainable programme for older Pacific adults.

¹ The information for this Case Study has been taken in part from the ACC Evaluation Report "Langi Mai – sing me a song that speaks to my being".

ii www.acc.co.nz/preventing-injuries/at-home/older-people

iii The Evaluation of ACC's Tai Chi Programme for the Elderly, New Zealand Tai Chi Research Group, AUT, March 2009, Pg 10

iv Gillespie LD, Robertson MC, Gillespie WJ, Lamb SE, Gates S, Cumming RG, Rowe BH, Interventions for preventing falls in older people living in the community (Review), 2009 Issue2, Pg 2

What did they do?

1. Raised awareness of the significance and severity of falls in the Pacific community through Churches and community groups
2. Set up programme using traditional music and movements
3. Identified facilitators to run the dance sessions
4. Continued to deliver and promote the Langi Mai project to the community post the pilot project

How well did they do?

Initially six Churches were involved in pilot project. Has now spread to community groups in local board areas with high Pacific populations

Culturally meaningful and relevant music selected. Dances and movements targeted to lower limbs and to increasing flexibility. Songs and dances of different speeds and tempo used to establish a 'pattern of dance' to increase and decrease the activity levels within the exercise session.

A Tongan physiotherapist was consulted to ensure the dances were appropriate to meet the requirements of improving strength, balance and flexibility. Programme facilitators were recruited and trained in the appropriate use of music, dance and the format for running the classes.

Sustained the project through support for promotion of Langi Mai from local boards with high Pacific populations

Is anyone better off?

(i.e. Changes in knowledge/ attitude, Increase of skills, Safer Behaviours Safer Environments, Policy Change)

The pilot was delivered between July and November 2009.

Evaluation of the Langi Mail pilot analysed the quantitative results from the pre and post step test and qualitative results using the talanoa or interview method, talking with both facilitators and participants. An impact evaluation was conducted to gauge the Pacific community's reaction toward Langi Mai. This included interviews and observations with health workers, Church Ministers and adult children of the participants.

The results :

The average overall improvement rate across the pilot in physical activity through the step test was 16.55%. It is worth noting that 66.8% of the participants improved their step test score – for this group the average improvement rate was 27%. Key findings and key Improvement rates highlight the benefits of Langi Mai in improving strength, flexibility and balance to assist with falls prevention.

184 participants completed pre and post pilot measures

- Overall, there was an average 16.55% improvement in participants' step test results
- 71.4% of participants who had a history of a fall demonstrated improvement, the average rate that those in this group improved by was 35.5%



- 83.3% of participants who had a history of a stroke demonstrated improvement, the average rate that those in this group improved by was 36.4%
- 67.4% of participants who were taking four or more medications demonstrated improvement, the average rate that those in this group improved by was 29.1%
- Participants whose step test scores scored remained the same (27.2%) should also be viewed as a good result. For older adults of declining years maintaining their level of physical activity and wellbeing is an achievement
- No measurements were taken to measure flexibility however, anecdotal evidence indicates an improvement

Participants' feedback:

"With this exercise I can feel improved in my lower limbs and am beginning to walk without special wheel." (Samoan woman aged 70+ yrs)

"It's like I'm always on my feet freely and easily because it's my own homeland music."

(Member of Samoa mo Samoa group, Mangere)

"It's like I have to dance everyday and at the same time I feel strong and healthy."

(Member of the Tofamanusina group, Ranui)

"Before I could not tie my hair up and my grand-daughter would help me now I can do my own hair" (Tongan woman aged 71 yrs)

SHARED LEARNING

Community engagement

Within Auckland Council, Safe Communities accreditation is supported by the Community Empowerment Unit (CEU).

The CEU has a unique role within the council. Staff work within communities, alongside the 21 local boards, to support community groups to realise the goals and aspirations they have for their areas. This integration strongly supports the community engagement activity of the Safety Collective, leveraging the strength and breadth of community organisations across Auckland.

Strategic brokers within the unit connect with all 21 local boards and hundreds of community organisations and partners. Through being hosted within the council, the Safety Collective is able to use that structure to engage directly with community organisations and local boards identifying key injury prevention and community safety priorities.

Responding to Māori aspirations is a key responsibility of the work of the Safety Collective and engagement with mana whenua and mataawaka must reflect that. The Safety Collective can access the resources of Auckland Council in this engagement utilising the following:

- Māori responsiveness staff and resources within the CEU
- Māori responsiveness staff and resources within the wider Arts, Community and Events department
- Te Waka Angamua, the central unit of Maori expertise within Auckland Council

Auckland Council invests significant resources into supporting successful community engagement. The Safety Collective can draw on the council's resources including the Engagement Hub, allowing us to use the framework developed with community partners. We also have access to professional expertise within the Citizen Engagement and Insights team.



Above: Engagement performance Framework – Auckland Council

Safety Collective members will also have access to their wider community networks which extends the reach of engagement, and staff

are building additional links to key regional networks such as the Auckland Social Sector Leadership Group.

Communication modes

Auckland is a large and diverse city, both demographically and geographically. Therefore, the communications approach of the Safety Collective needs to communicate directly with key audiences through the most relevant and accessible channels.

The Safety Collective has engaged in the development of a communications strategy, undertaking a co-design approach with social change creative agency Curative. The strategy details the objectives, audience/s, values, content, channels, and reasons for engagement of the Safety Collective, which will be attuned to the priorities set in the relevant year.

Detailed in the strategy are the key channels of communication, along with the frequency, aim of this channel and the responsible partner or partners to lead on this.

Examples of these channels include:

- Direct marketing
- Events – internal and external
- Twitter
- LinkedIn
- Web / internet

Measures of success have been drafted and these will need to be confirmed by the Safety Collective once the operational plan and key priorities have been established post-accreditation.

Branding and brand guidelines have been developed and agreed to. These provide a clear point of differentiation from any individual partner agency or networks, reflecting the unique character of Auckland, especially Māori and Pasifika influence, and provide a bold and recognisable visual statement.

The Safety Collective can utilise the communications resources of Auckland Council to promote its work and raise the profile of injury prevention and community safety issues across the council's departments and Council-Controlled Organisations.



Shared experiences

While developing the Auckland accreditation, members of the Safety Collective have been represented at conferences and forums related to community safety and injury prevention, such as those hosted by the Safe Communities Foundation of New Zealand.

Led by Safe Communities staff, engagement activity has been undertaken within Auckland Council and associated council-controlled organisations, local boards, and key partners and networks to raise the profile of the accreditation, the Safety Collective and key safety and injury prevention themes.

Aligned with the development of the accreditation, Safe Communities staff have been working closely with Safer North, to align

its future with the regional accreditation for Auckland. This includes the provision of funding to research and provide options on the future of the network and its relationship with the wider-Auckland accreditation.

A calendar of community safety and injury prevention events attended and/or organised by Safety Collective members will be developed as Safe Communities accreditation is gained.

Evaluation to inform strategy and business planning

Monitoring, evaluating and reporting back on outcomes enables the Safety Collective, our partners, and Aucklanders to understand the efficacy of activity undertaken to improve community safety and injury prevention interventions across the region.

A key element of the operational model of the Safety Collective is a commitment to the collation, analysis and use of evidence-based data to support strategic and business/operational planning.

This can be undertaken by looking at both data and evidence from existing sources and partners, and developing approaches to evaluation specific to the work of the Safety Collective.

The Safety Collective views evaluation as a message to all Aucklanders about the effectiveness of interventions to improve community safety and reduce preventable

injury and death. Evaluation results will be openly communicated so that the work of the Safety Collective and our partners is accountable to Aucklanders. Open and transparent data on effectiveness can then enable Aucklanders and our partners to play their part in co-designing innovative and transformational interventions.

Examples of effective evaluation strategies that the Safety Collective can draw on include:

- Collective impact approaches use indicators to measure reactions to initiatives and impacts on people, programmes and policy – rather than measure the initiative itself. This is a useful tool when looking at the effectiveness of a network or campaign. For the Safety Collective this enables us to review our impact in the following areas:
 - o Guide Vision and Strategy
 - o Support Aligned Activities
 - o Establish shared measurement practices
 - o Build Public Will
 - o Advance Policy
 - o Mobilise Funding
- A life course approach, which suggests interventions at earlier points in a person's life, to prevent issues that arise that increase risk or prevalence of injury later in life. Research conducted by ACC found that the approach considers the persons' life events prior to their injury, and the impacts these events have on that persons' choices. Using this approach, the greatest impact can be had by identifying key transition points and influencers in a persons' life. This provides an opportunity to enhance existing, and influence the design of future, interventions. The evaluation of a life course approach requires understanding the events that lead to increased risk or prevalence of injury, and measuring the reduction of these events and the impacts of these interventions. An example is seen in the effort to strongly encourage sports warm up and recovery in intermediate aged children, not so much to prevent injuries in the now

– but to change knowledge, attitudes, and behaviour towards sport preparation to prevent injuries in later life.

In terms of existing evaluation resources, the Safety Collective can access comprehensive injury prevention related data from ACC, New Zealand Police, Ministry of Health and other key partners.

By being hosted within Auckland Council, the Safety Collective has the advantage of support from the Research and Evaluation Unit (RIMU) of Council. A key piece of research they undertake is the biennial Quality of Life survey which focuses on a range of wellbeing measures including perceptions of safety, drug and alcohol problems and road safety.

A core function of the staff support for the Safety Collective is the role of project analyst. This role is responsible for the collation, analysis and evaluation of data that supports the strategy of the Safety Collective and our community partners. We envisage this role continuing post-accreditation to lead on the evaluation of the accreditation and the outcomes of the Safety Collective.



Appendix: One

Safety Collective, Tāmaki Makaurau | Auckland

GOVERNANCE AND STEERING GROUPS: JOINT TERMS OF REFERENCE

December 2018

Background

The Safe Communities model is a “process that creates a local infrastructure to enable community members, community organisations, businesses, local government, government agencies and others with an interest and concern about community safety issues to work together in a coordinated and collaborative way. This process then helps communities to put in place joint activities and projects to address local concerns” (Peters and Mills, 2018).

In June 2016, Auckland Council’s Regional Strategy and Policy Committee resolved for “Auckland to become an accredited Safe Community, and write to the Safe Communities Foundation New Zealand (SCFNZ) to initiate the accreditation process” (REG/2016/33).

Representatives from a number of organisations together form the “Safety Collective, Tāmaki Makaurau | Auckland” (the Safety Collective).

This document establishes the joint terms of reference for the two bodies that make up the Safety Collective: the Governance Group, and the Steering Group, highlighting the essential difference(s) between the two.

Role of the Governance Group

The Governance Group was established in late 2018 to provide strategic direction for the work of the Safety Collective, and to be its decision-making body. Specifically it is to:

- Advocate for and allocate funding and other resources to achieve the Safe Communities vision
- Recognise and advocate for Te Tiriti o Waitangi by enabling Māori to contribute to decision-making to address the inequities between Māori and non-Māori community safety and injury prevention outcomes
- Support and recognise the value of Māori mātauranga, tikanga and approaches in case studies and effective strategies
- Address inequities in community safety and injury prevention outcomes across key demographics (including Māori, Pasifika, gender, age)
- Mandate the strategic direction for implementation, ensuring alignment with other key national and regional community safety and injury prevention priorities, encouraging and where possible adopting innovative and transformational approaches
- Utilise strategic relationships to advance the Safe Communities vision and implementation for Auckland

- Communicate and advise on matters relating to the Safe Communities vision, and provide updates on activity to SCFNZ, Auckland Council committee(s), and others
- Approve the submission of the completed application for Auckland Safe Communities accreditation, to the relevant Auckland Council committee(s) and in turn to the SCFNZ

Role of the Steering Group

The Steering Group was established in early 2017 to progress the accreditation process. Specifically it is to:

- Maintain and sustain the Safe Communities model (in time, to be determined by a strategic/operational plan as agreed by the Safety Collective)
- Recognise and advocate for Te Tiriti o Waitangi by enabling Māori to contribute to decision-making to address the inequities between Māori and non-Māori community safety and injury prevention outcomes
- Address inequities in community safety and injury prevention outcomes across key demographics (including Māori, Pasifika, gender, age)
- Support collaborative partnerships to implement best practice
- Influence and advise communities on Safe Communities policies/practices
- Collect and collate data, provide advice and monitor and evaluate the implementation of relevant programmes, policies and projects
- Design and develop guiding documentation
- Report to and/or advise the governance group, and communities and stakeholders as required

Responsibilities of the Chairs

Chairs are elected by the Governance and Steering Groups)

- Overseeing the membership of the group
- Maintains and respects Te Tiriti o Waitangi principles
- Ensures that a Terms of Reference is in place and that this is reviewed at least annually
- Follows up with agencies/representatives concerning attendance and participation
- Ensures that replacement members are identified and appointed promptly
- Working with the group to identify potential, and appoint, new members
- Chairing of meetings
- Sets the agenda for each meeting
- Ensures that agendas and supporting materials are delivered to members in advance of meetings
- Ends each meeting with a summary of decisions and assignments
- Managing the functions of the group
- Delegating roles and areas of responsibility to members
- Ensuring that activity reports and accounts are received and monitored
- Liaison with SCFNZ on local, regional and national matters

Specific to Steering Group Chair

- Reports back to the Governance Group through attending Governance Group meetings and/or providing a written report to be disseminated to Governance Group members

Membership

Membership is drawn from agencies with a safety and/or injury prevention priority, operating at a regional level (or sub- regional, as agreed by the relevant body), and is assessed on a regular basis.

The Governance Group includes but is not limited to representatives from Accident Compensation Corporation, Auckland Council, Ministry of Health, and New Zealand Police.

The Steering Group includes but is not limited to representatives from Accident Compensation Corporation, Auckland Council, Auckland Transport, Department of Internal Affairs, Drowning Prevention Auckland, Health Promotion Agency, Ministry of Health, New Zealand Police, Safer West Community Trust, Safer North Community Trust and Safekids Aotearoa.

Others may be co-opted into the Groups as deemed necessary by the Groups.

Quorum

One half plus one of the current members of the group.

Decision-making process

By consensus, and in the event that this cannot be achieved a 2/3 majority vote will be applied.

Frequency of meetings

Meetings will occur as required, but the expectation is:

- Steering Group - bimonthly
- Governance Group - quarterly

The Chairs will attempt to schedule at least biannual joint meetings, as part of the above meeting schedule, to ensure effective communication/alignment of purpose and activity.

Should a delegate be sent in place of a group member, they will be appropriately briefed and able to speak for the member they represent.

Agenda and minutes

The agenda and meeting papers shall be circulated to members one week prior to the meeting. Minutes are taken and distributed to all members within two weeks of each meeting.

Confidentiality

No party will, without the consent of every other party at any time disclose to a third party information concerning the affairs of any other party, or that is otherwise deemed to be confidential by any other party or where such disclosure of information may be subject to the provisions of the Official Information Act 1982.

Conflict of interest

All members agree to state any conflict of interest as matters arise. In general, leave will be given to any member identifying a conflict of interest from participating in discussion and decision-making on any matters associated with that conflict.

Conflicts are to be managed between the member and the chair.

No member will use membership in a way that could reasonably give rise to the expectation of financial gain by the member or bring the group into disrepute.

Review

This Terms of Reference will be reviewed on an annual basis following agreement. It can be amended by agreement of the group at any time.

Appendix: Two

Letters of support from key agencies





4 February 2019

Wayne Levick
Auckland Council
Arts, Community and Events
Private Bag 92300
Victoria Street West
Auckland 1142

Re: ISC Safe Communities Accreditation – Auckland

Auckland Emergency Management is pleased to provide a letter of support to Auckland Council, Arts Community and Events in its efforts to gain accreditation as a safe community.

We support the application being made by Auckland Council and we are committed to working in partnership with all the agencies and organisations who are supporting this application. Auckland Emergency Management believes that Safer Communities Accreditation will better assist with interagency coordination and communication that will support the creation of safer and more resilient communities.

Your sincerely,



Sarah Sinclair
Director (Acting)
Auckland Emergency Management

Private Bag 92300, Victoria Street West, Auckland 1142
(09) 301 0101

www.aucklandcivildefence.org.nz
www.aucklandcouncil.govt.nz



An Auckland Council Organisation

20 Viaduct Harbour Avenue, Auckland 1010
Private Bag 92250, Auckland 1142, New Zealand
Phone 09 355 3553 Website www.AT.govt.nz

27 February 2019

Wayne Levick
Auckland Council
Safe Communities Project Manager
Arts, Community & Events
Private Bag 92300
Victoria Street West
Auckland 1142

Tena koe Wayne


ISC Safe Communities Accreditation

Auckland Transport is one of a number of key stakeholders supporting the Auckland Councils' application for International Safe Communities accreditation. This is because Auckland Transport is committed to increasing genuine travel choices for a healthy, vibrant and equitable Auckland.

Auckland's disturbing upward trend in road trauma has led to the recent adoption of a Vision Zero approach for creating Safe and Healthy Streets. This includes a commitment to enable high-risk communities such as Maori to make safe transport choices. Auckland Transport is leading the development of a Tamaki Makaurau Road Safety Strategy with partners and communities to deliver significant investment in reducing the number of people killed and seriously injured on our streets. This includes a proactive approach to speed management across the region.

Consequently, we recognise the value of partners and communities working together to create safe communities that are free from harm, and we also recognise the benefits that ISC accreditation will bring to the community through collaboration and a co-ordinated framework for road safety initiatives.

Nga mihi hui



Shane Ellison
CHIEF EXECUTIVE

Cc *Bryan Sherritt, AT Executive General Manager, Safety*





11 February 2019

To whom it may concern

Dear Sir/Madam

This letter confirms the Office of Ethnic Communities' (the Office) support for Auckland Council's application for the International Safe Communities accreditation. The Office of Ethnic Communities is a member of the Safety Collective's steering group and provides input and advice on community safety to reflect the views and concerns of New Zealand's ethnic communities.

The initiative by Auckland Council aligns with the work of the Office to support safer ethnic communities. In May 2018, we hosted a Safer Ethnic Communities Ministerial Forum, to establish an environment where ethnic communities and government work in partnership to create sustainable solutions for ethnic communities. A further forum on safer ethnic communities is likely to be held in 2019.

As the government's principle advisor on ethnic diversity in New Zealand, we welcome the opportunity to be involved in Auckland Council's Safety Collective, and its application for Safe Communities accreditation for Auckland

Yours Sincerely,



Anita Balakrishnan
Director *Tumuaki*
Office of Ethnic Communities *Te Tari Matawaka*

PO Box 2228
Auckland, New Zealand
PO Box 808
Wellington, New Zealand
PO Box 4822
Christchurch, New Zealand
Website: www.ethniccommunities.govt.nz/

**Drowning
Prevention
Auckland**
education • research • advocacy

16 January 2019

Kathryn Pond, Project Analyst
Arts Community and Events
Auckland Council
Bledisloe House
24 Wellesley Street
AUCKLAND

Dear Kathryn


This letter is to confirm the support of Drowning Prevention Auckland (formerly known as WaterSafe Auckland) for application for an Auckland regional Safe Community Accreditation through the Safety Collective, Tāmaki Makaurau | Auckland.

Drowning Prevention Auckland has a history of supporting Safe Communities. The organisation supports and is closely involved with both Safer West and Safer North, and an employee is currently chair of Safer North.

WaterSafe Auckland is committed to supporting the application for accreditation, and the continuance of the Safe Community once designation has been achieved. Areas of support are likely to be, but not limited to, providing statistical evidence of drowning data, information on evidence-based water safety programmes undertaken, collaboration with other aquatic organisations, working together with other safe community or injury prevention organisations where appropriate, and support for a staff member (Teresa Stanley) on the accreditation steering group. We see the Safe Community designation as a vehicle to improve collaboration with other safe community or injury prevention organisations.

In addition, I am happy to be part of any higher-level governance group that may be formed. We look forward to working with you to achieve a safer Auckland.
Kind regards.

Yours sincerely



Davin Bray | Chief Executive DROWNING PREVENTION AUCKLAND
davin.bray@dpanz.org.nz

📍 85 Westhaven Drive, Westhaven, Auckland 📧 PO Box 147566, Ponsonby, 1144 📞 64 9 376 5114 ✉️ dpa@dpanz.org.nz



OPS1002



Level 2 | Ascot Central | 7 Ellerslie Racecourse Dr | Greenlane East
PO Box 11791 | Ellerslie | Auckland 1542 | New Zealand
Ph +64 9 916 0330
F +64 9 916 0339

13 March 2017

Kathryn Martin
Injury Prevention Advisor
Arts, Community and Events
Auckland Council
Private Bag 92300
Victoria Street West
Auckland 1142

Dear Kathryn

Letter of support

I am pleased to provide this letter of support for the Auckland Council in its efforts to be accredited as a safe community. HPA are a supporter of the Safe Communities network and as such will offer what support we can to assist Auckland Council to achieve this status.

I will be the contact for you in the first instance.

Yours sincerely



Andrew Galloway
Northern Regional Manager



8th February 2019

Safety Collective
Tamaki Makaurau

To whom it may concern,


The Safety Collective

This letter confirms Tamaki Makaurau Police are in support of the Tamaki Makaurau Auckland Safety Collective.

New Zealand Police are committed to ensuring Safer Communities Together and will assist in what support is required in achieving this.

We look forward to working in partnership for the greater outcome of our communities.

Yours sincerely



Karyn Malthus
District Commander
Auckland City District



13 February, 2017

Kathryn Martin
Injury Prevention Advisor
Arts Community and Events
Auckland Council
Bledisloe House
24 Wellesley Street
AUCKLAND

Dear Kathryn

This letter is to confirm the support of Safer North for application for an Auckland wide Safe Community accreditation.

Safer North already has Safe Community designation, and is supportive of the model and developing the model across the region. We look forward to developing a region-wide Safe Community designation that includes and acknowledges Auckland North and the Safer North designation.

Safer North is already committed to the continuance of the Safe Community once designation has been achieved. Areas of support are likely to be, but not limited to, providing statistical evidence of injury and fatality data where required, information on evidence-based community safety and injury prevention programmes undertaken in Auckland North, collaboration with other organisations, working together with other safe community or injury prevention organisations where appropriate, and support for Safer North Chair (Teresa Stanley) on the accreditation Steering Group. We see the Safe Community designation as a vehicle to improve collaboration with other safe community or injury prevention organisations across our region.

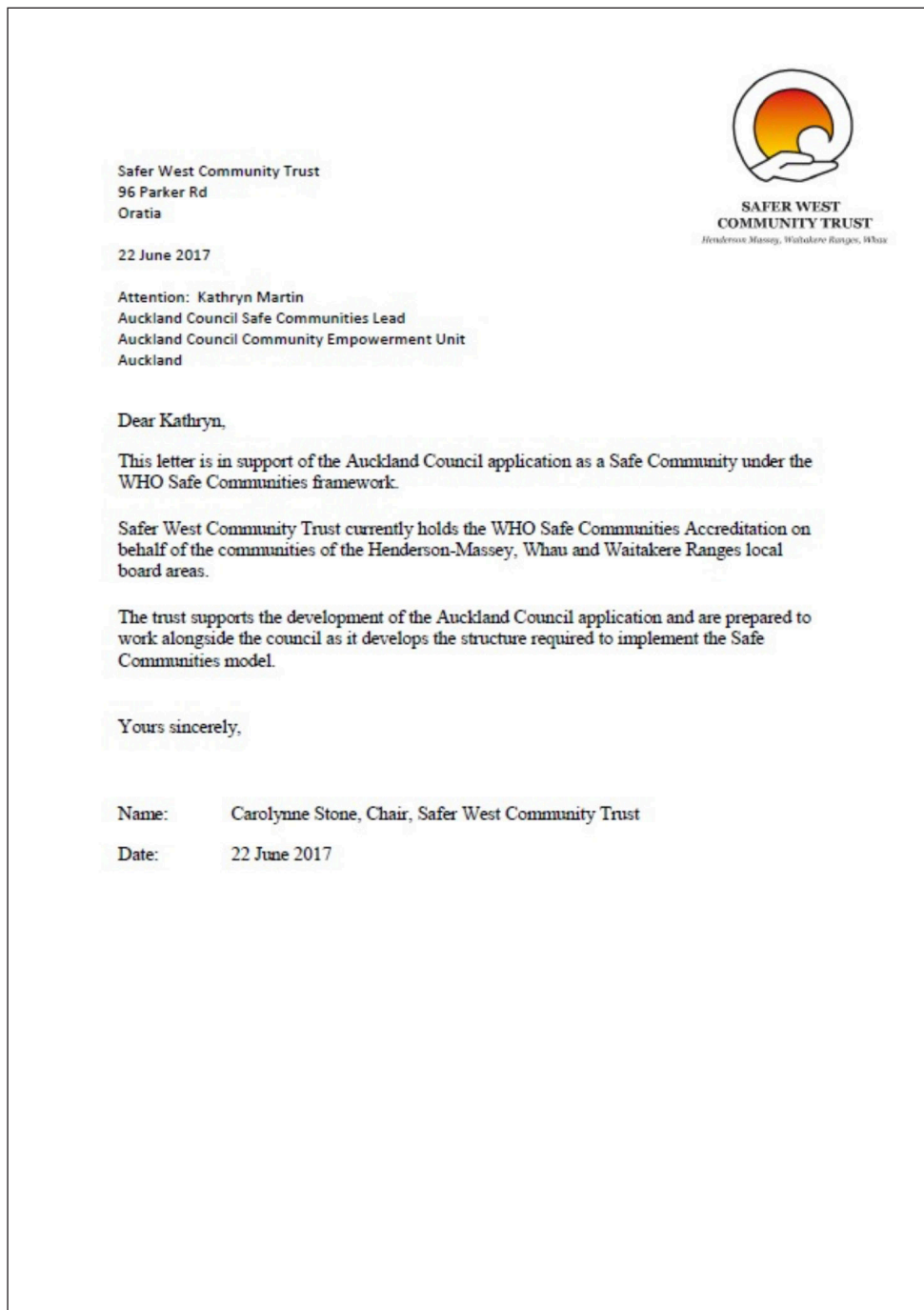
We look forward to working with you to achieve a safer Auckland.

Kind regards

Teresa Stanley
Chair

Safer North Community Trust

Safer North: www.safernorth.nz





Service: CHILD HEALTH DIRECTORATE
Phone: (09) 307 4949
Fax: (09) 631 0701
Address: Level 5 Administration Suite
Auckland City Hospital
Private Bag 92-024
Auckland 1142
Postal Address:

13 March 2017

To whom it may concern

Dear Sir/Madam

This letter confirms Starship Child Health's support for Auckland Council's application for Safe Community Accreditation.

Starship Child Health provides dedicated paediatric healthcare and training within the Auckland Region and delivers family centred care to children and young people throughout New Zealand and the South Pacific.

Starship is committed to working in partnership with Auckland Council, the Ministry of Health, ACC, the Northern Regional Alliance and others to improve trauma care and promote the prevention of injury of children and young people. The Auckland District Health Board hosts SafeKids Aotearoa, a national child injury prevention service and the Starship Trauma Service is part of the National Trauma Network.

Our participation in Auckland Council's application for Safe Community Accreditation will assist Starship to achieve better interagency communication, more efficient and effective prevention activities and assist our service delivery.

We look forward to working with Auckland Council and the success of this application.

Yours sincerely

Dr Mike Shepherd
Director – Medical and Community
Starship Child Health



*Pasifika
Injury
Prevention
Aukilana Inc
(PIPA)*

P.O. Box 645
Shortland Street
Auckland
1140

18th July, 2017

Kathryn Martin
Injury Prevention Advisor
Arts Community and Events
Auckland Council
Private Bag 92300
Victoria Street West
AUCKLAND 1142

Dear Kathryn,

This letter serves to confirm the support of Pasifika Injury Prevention Aukilana Inc (PIPA), for the Auckland Council's application for Safe Community accreditation.

PIPA has been involved as a stakeholder, partner or support to a number of community based injury prevention interventions looking to address the over-representation of Pacific people across the injury and death statistics in Auckland and at times nationally.

PIPA has also worked in partnership with Council and some specific local board areas across the injury prevention, health, safety and wellbeing spectrum. Our organisation views the Safe Community designation as a way of furthering collaboration with others working in the safety and injury prevention areas across the region to achieve a safer Auckland for all,

We look forward to working with Council and others to achieve safer outcomes for all across Auckland.

la manuia,

Sandy Harrop
Chairperson
PASIFIKA INJURY PREVENTION INC (PIPA)
027 271 5781



Northern Regional Alliance Limited
Level 2, 450 Great South Road
Penrose 1051
PO Box 112147
Penrose, Auckland 1542
Phone +84 9 688 3800
Fax +84 9 688 3801

18 July 2017.

Kathryn Martin
Auckland Council

Dear Kathryn,

Julie Chambers has notified the Northern Region Child Health Network about the Auckland Council application to become a "Safe Community". We understand there is a stocktake document being prepared to showcase collaborative injury prevention projects.

The Northern Region (Region) Child Health Network includes the four DHB from the northern region. Projects include a range of primary secondary and tertiary settings providers. Relevant projects include child health services in primary care (eg Well Child Providers such as Plunket). There is regional plan developed to prioritise projects that are best achieved by working together. The Region has a role to endorse projects that are being developed within districts that will benefit children and young people across the region.

We focus on the following child health themes:

- *Knowing every child:* enhancing systems of enrolment for effective engagement with universal healthcare
- *Informing families:* using consistent health promoting messages regionally
- *Enabling clinical teams:* to deliver health care to those with highest need through supporting models of care and evidence-based approaches
- *Advocating for the child:* through coordinated regional approach and active inter-sectoral relationships.

Two projects that may be of interest to the Auckland Council relate to injury prevention. They are:


- **Home injury prevention.** The deliverables included;
 - o Description of a regionally consistent home visiting program that will be effective to reduce unintentional injury in and around the home, particularly in high risk populations.
 - o Delivery of an Implementation Plan for communicating the regional key messages for strengthening home visiting programmes by April 2018

This project was delivered to ACC and Plunket senior managers. Our Northern Regional Child Health Network continues to advocate for Accident Compensation Commission (ACC) to implement the model.

- **Primary care pathway for the identification and management of children following a head injury** (not requiring hospital admission). This has been piloted with ACC funding attached to the primary care Sport Concussion Assessment Tool 3 (SCAT3) assessment. ACC is determining whether it will provide funding for the SCAT3/5 assessment to be implemented nationally, alongside the pathway.

We are keen to increase awareness of regional activity in child health and support Auckland Council to demonstrate collaborative relationships with groups and organisations across the Auckland Region that will assist the prevention of injuries.

Yours sincerely



Dr. Tim Jelleyman
Clinical lead, for
Northern Regional Child Health
Network



Dr Michael Shepherd
Clinical Lead, for
Northern Region Child Health Injury
Projects

cc.
Julie Chambers
Dr Rebecca Hayman
Christine Howard-Brown (ACC)
Dr Christine McIntosh

Appendix: Three

Stocktake of community safety and injury prevention programmes and activities

TABLE CODING						
Intervention Mode	AO Raising Awareness Changing attitude/ opinion	SK Change in Knowledge/ Skills	BC Behaviour Change	EC Environment Change	PC Policy Change	IC Intersectorial Collaboration

TABLE CODING					
Frequency Duration	Ongoing				One-off
	Annual	BiMonthly	Monthly	Weekly	

TABLE CODING				
Reach	Community Wide or Whole Population	Neighbourhood or Sub population i.e. Youth	Street or Groups of sub-population i.e. youth at particular high schools	Targeted households or Individual identified people i.e. at risk youth

REDUCING ALCOHOL AND DRUG RELATED HARM				
Programme List	Intervention Mode	Frequency/Duration	Reach	Other Information
Auckland Local Alcohol Policy	PC, BC, EC Policy – Aims to control hours and location and conditions of liquor licenses in Auckland	On-going In progress – has been appealed and is awaiting determination by ARLA	Community Wide or Whole Population	See: http://www.aucklandcouncil.govt.nz/EN/licences/regulations/alcohol/alcoholpolicies/Pages/localalcoholpolicy.aspx
Action on Alcohol	AO, SK, BC, EC, PC Harm Reduction Strategy – lists actions and departments working to reduce alcohol harm through Council's work	Bi-monthly	Community Wide or Whole Population	Not available externally online. The strategy was reviewed in 2016 and as part of the review a plan was developed to create a steering group to oversee the implementation of the activities mentioned in the strategy.
BUZZED – watch our stories	AO, BC, EC BUZZED is a social media campaign that started in 2016. It is about using online and face to face platforms to share alcohol and drug (AoD) related stories. The aim is to change knowledge, attitudes and behaviours around AoD and to inspire individuals and communities to share their own stories and take action against AoD related harms.	Weekly	Community Wide or Whole Population	www.buzzed.co.nz www.facebook.co.nz/buzzednz

REDUCING ALCOHOL AND DRUG RELATED HARM - CONTINUED				
Programme List	Intervention Mode	Frequency/Duration	Reach	Other Information
Community Action on Youth And Drugs (CAYAD) Community Action Plans – engaging communities to help them identify and respond to alcohol and other drugs (AoD) issues	AO, SK, BC, IC, EC, PC	Ongoing	Neighbourhood or Sub population i.e. Youth	https://cayad.org.nz/ https://www.facebook.com/cayadauckland/
Whole School Approach – working with secondary schools on wellbeing and exclusion policies and practices	AO, SK, BC, EC, PC	Ongoing	Groups of sub-population i.e. youth at particular high schools	https://www.wellbeingatschool.org.nz/sites/default/files/W@S-A-whole-school-approach-research-brief.pdf https://www.drugfoundation.org.nz/drug-info-and-support/schools/a-whole-school-approach/
Auckland Regional Methamphetamine Working Group (ARMWG)	All	Ongoing	Community Wide or Whole Population	http://www.ancad.org.nz/armwg
Hip Hop and Partier Peer Crowd Interventions for alcohol use – through a co-design process as a recommendation from NZ Peer Crowd Research	AO, SC, BC, EC, IC	Ongoing	Individual identified people i.e. at risk youth	https://youtu.be/w9kJUbj01Rs A collaborative project supported by CAYAD.

REDUCING ALCOHOL AND DRUG RELATED HARM - CONTINUED				
Programme List	Intervention Mode	Frequency/Duration	Reach	Other Information
Build capacity: sale of alcohol harm reduction forum	All	Ongoing	Individual identified people i.e. at risk youth	Auckland Council is supporting a community organisation to facilitate a forum to build community capacity to understand issues relating to the establishment of outlets selling alcohol. The forum will seek to empower the community to input into the decision-making processes around alcohol licensing.
Taskforce on Alcohol and Community Safety in the Central City	SK, IC	Quarterly	Central city	To address alcohol and safety issues within Auckland's central city. It was set up in response to New Zealand Police and public concern about the levels of alcohol issues and violence in the central city at night. Purpose of the group: <ul style="list-style-type: none"> • To connect key stakeholders in the central city safety space • To bring up issues that need to be addressed and look for shared solutions and increased knowledge around these

REDUCING ALCOHOL AND DRUG RELATED HARM - CONTINUED				
Programme List	Intervention Mode	Frequency/Duration	Reach	Other Information
Operation Summer	BC, IC	Annually	Whole Population	To address the increases in violence and disorder caused by alcohol consumption, Tāmaki Makaurau Police run an annual operation over the summer holiday period. 2018/19 will be the second annual operation with combined resources from across Tāmaki Makaurau working with wardens with a key outcome to prevent violence and disorder.
Alcohol Action Plan	BC	Ongoing	Whole Population	<p>New Zealand Police Alcohol Action Plan 2018. This plan sets out clear expectations of Police staff. It supports them to meet these expectations by setting out appropriate training and identifying required resources to allow them to perform their role more effectively.</p> <p>The five 'Activity Areas' that capture these expectations are:</p> <ol style="list-style-type: none"> 1. Using meaningful data 2. Understanding and implementing what works 3. Enhancing New Zealand Police capability 4. Engaging with partners 5. Consistent understanding & communication

CHILD INJURY PREVENTION				
Programme List	Intervention Mode	Frequency/Duration	Reach	Other Information
Child Poisoning: Position Paper and Infographic	AO, SK, EC, PC	One-off	Community Wide or Whole Population	<p>Poisoning is one of the major causes of childhood injury in New Zealand. In the period 2004-2011, a total of 13 children aged 0-14 years died as a result of unintentional poisoning. This Safekids Aotearoa position paper 'Child Poisoning Prevention' aims to advocate and:</p> <ul style="list-style-type: none"> • Describe the epidemiology of unintentional poisoning among children in New Zealand. • Identify the policy and legislative context surrounding poisoning prevention. • Summarise key strategies to reduce unintentional child poisoning. An infographic (Mistaken Identity) was created to shows how easy it is for children to confuse medicines with foods and chemicals.

CHILD INJURY PREVENTION - CONTINUED				
Programme List	Intervention Mode	Frequency/Duration	Reach	Other Information
Asian Child Unintentional Injury [Factsheet, 2016]	AO, SK, EC, PC	One-off	Neighbourhood or Sub population: Asian communities, Community Wide or Whole Population	This factsheet gives New Zealand unintentional injury death and hospitalisation figures for Asian children between 0 and 14 years old. It shows leading causes and provides suggestions for interventions.
Child Farm Injuries [Factsheet, 2016]	AO, SK, EC, PC	One-off	Neighbourhood or Sub population i.e. Rural communities, Community Wide or Whole Population	This four-page factsheet gives New Zealand farm injury death and hospitalisation figures for children between 0 and 14 years old. It shows leading causes and provides suggestions for interventions.

CHILD INJURY PREVENTION - CONTINUED				
Programme List	Intervention Mode	Frequency/Duration	Reach	Other Information
Submissions	AO, SK, EC, PC	One-off	Neighbourhood or Sub population, Community Wide or Whole Population	<p>In the last 12 months, Safekids Aotearoa has made submissions on a number of topics to ensure children's voices are heard and their safety considered:</p> <ul style="list-style-type: none"> • Safekids Aotearoa submission on the Building (Pools) Amendment Bill, 3 November 2015 • Recommendations on Playground Equipment and Surfacing Standard, 6 July 2015 • Infant Sleep Environment regulation, 20 August 2015 • Maternal and Child Health Promotion Service Review, 22 July 2016 • Update of the New Zealand Health Strategy, 20 November 2015 • Wellington City Council Annual Plan (2016-2017), 3 February 2016

CHILD INJURY PREVENTION - CONTINUED				
Programme List	Intervention Mode	Frequency/Duration	Reach	Other Information
Submissions	AO, SK, EC, PC	One-off	Neighbourhood or Sub population, Community Wide or Whole Population	<p>We also sent submissions on:</p> <ul style="list-style-type: none"> • Vulnerable Children's Action Plan • National Cycling Advisory Panel Recommendations • Auckland Council 10 Year Budget • Wellington City Council 10 Year Budget • Invercargill City Council 10 Year Budget • Auckland Council Unitary Plan Planning Consultants • Reform of Hazardous Substances Management Under the HSNO Act • NZ's 5th Periodic Report under UNCROC • Product Safety Standards- Children's Nightwear

CHILD INJURY PREVENTION - CONTINUED				
Programme List	Intervention Mode	Frequency/Duration	Reach	Other Information
Safekids Child Injury Prevention Workshops	AO, SK, BC, EC, PC, IC	Annual	Neighbourhood or Sub population	<p>This is New Zealand's only dedicated workshop series for unintentional child injury prevention.</p> <p>The workshops agenda includes:</p> <ul style="list-style-type: none"> - National and regional data on child home injuries. - Māori and Pacific child injuries - Latest campaigns - Emerging injury issues <p>Each workshop is a networking opportunity that discusses local child injury topics relevant to the community or region. The workshops are particularly beneficial to community leaders, policy makers, health professionals, teachers, home visitors, injury prevention practitioners, Tamariki Ora providers, DHBs, councils, refugee and new migrant and social support services.</p>

CHILD INJURY PREVENTION - CONTINUED				
Programme List	Intervention Mode	Frequency/Duration	Reach	Other Information
Māori and Pacific Peoples Factsheet	AO, SK, EC, PC	One-off	Neighbourhood or Sub population, Community Wide or Whole Population	The Māori and Pacific child injury is taken from hospital admissions and deaths data between 2010 and 2014. It shows trends and leading causes of injuries and deaths, and gives possible preventative interventions.
Falls Ruin the Fun (Fall campaign)	AO, SK, BC, EC, PC, IC	One-off	Neighbourhood or Sub population, Community Wide or Whole Population	While childhood fall related injuries are often viewed as 'part' of growing up, some falls can cause serious injury with great social and financial costs to children, their families and the government. In some cases falls are fatal. Safekids ran a national campaign to raise awareness on how to prevent serious falls injuries in the home and at play.
DHB and Auckland Region Child Injury Infographics	AO, SK, BC, EC, PC, IC	One-off	Neighbourhood or Sub population, Community Wide or Whole Population	These infographics includes statistics on unintentional child injury in the Auckland region's local board areas and DHB areas, with information on hospital admissions by ethnic group, unintentional injury by leading cause, and most common places children are injured. It also includes four actions readers can do to prevent child injuries.

CHILD INJURY PREVENTION - CONTINUED

Programme List	Intervention Mode	Frequency/Duration	Reach	Other Information
The Battery Controlled	AO, SK, BC, EC	One-off	Neighbourhood or Sub population, Community Wide or Whole Population	The Battery Controlled is a partnership programme to raise awareness about the risks of children swallowing a coin-sized lithium battery. Information was shared with parents, caregivers, manufacturers, retailers and the medical community. Aside from sending information to all general practitioners across New Zealand, they developed a lesson plan for schools, and an interactive video app for computers, smart phones and tablets was also created, so first responders (paramedics, A&M and hospital emergency department staff) can easily access button battery injury diagnosis and treatment information.

CHILD INJURY PREVENTION - CONTINUED				
Programme List	Intervention Mode	Frequency/Duration	Reach	Other Information
World TV Day/ TV safety	AO, SK.	One-off	Community Wide or Whole Population	<p>In November, World TV Day, and are reminding parents to secure TVs to the wall to prevent them from falling onto and crushing children.</p> <p>“A TV falling a metre high has enough force to seriously injure or kill a child on impact,” said Safekids Aotearoa Director Ann Weaver.</p> <p>Safekids Aotearoa’s message is simple-- Mount TVs to the wall with a TV bracket, or secure it with a low and stable piece of furniture with a TV strap.</p>

CHILD INJURY PREVENTION - CONTINUED				
Programme List	Intervention Mode	Frequency/Duration	Reach	Other Information
Infographic: child dog bite hospitalisations in NZ	AO, SK.	One-off	Community Wide or Whole Population	This Safekids infographic contains child dog injury data (0-14 years old) from 2005-2014 sourced from the Injury Prevention Research Unit – University of Otago. It contains injury statistics, including information on demographics, location and ethnicity. It also contains useful links on responsibilities, understanding dog behaviour and supervision of children around dogs.
Safe as houses : recommendations for child safe rental properties In New Zealand [Guidebook, 2016]	AO, PC, EC, IC	One-off	Community Wide or Whole Population	This publication is targeted primarily at landlords and home owners and is intended as a reference guide for a library or collection. Hazards around the home contribute to children experiencing injuries. This guidebook outlines ways that the risk of home injury to children can be reduced, for example through good planning and design of new homes, and maintenance programmes for existing ones.

CHILD INJURY PREVENTION - CONTINUED				
Programme List	Intervention Mode	Frequency/Duration	Reach	Other Information
				A series of chapters outlines what can be done to prevent: falls, burns, cuts and lacerations, poisonings, drownings and driveway run overs. Further chapters give recommendations for interventions by room or area: kitchen, bathroom and toilet, laundry, living room, bedrooms, front and backyard; and by specific risk: doors and windows; furniture, flooring and furnishings; electricity, gas and heating.
Advocacy: Report: 'Child Unintentional Deaths and Injuries in New Zealand, and Prevention Strategies'	AO, SK, BC, EC, PC, IC	One-off	Community Wide or Whole Population	To give policymakers a clear view of child injury and death rates and their causes, including child drowning, Safekids compiled an extensive report that shows unintentional injury death and hospitalisation rates between 2006 and 2012. The report also references proven prevention strategies for each cause.

CHILD INJURY PREVENTION - CONTINUED				
Programme List	Intervention Mode	Frequency/Duration	Reach	Other Information
Safekids Aotearoa - Home Safety Campaign	AO, SK, BC, EC, IC	2017-2019	Street or Groups of sub- population i.e. youth at particular high schools	<p>Make Your Home a Safety Zone is a partnership programme between Safekids and New Zealand's no-fault accident compensation authority – ACC. The three- year programme aims to reduce the number of home injuries for children under 10 years old in New Zealand. The programme reflects best- practice evidence which shows that parenting education provided during home visits, coupled with the provision and installation of safety devices can reduce the number of home injuries. It includes train the trainer workshops and community events as well as the provision of financial support to community providers to enable them to deliver in-home training, undertake home safety checks and provide and install appropriate child safety devices.</p> <p>Programme goals include increasing the child home safety knowledge of 60 per cent of families and changing the home safety behaviour of 70 per cent.</p>

CHILD INJURY PREVENTION - CONTINUED				
Programme List	Intervention Mode	Frequency/Duration	Reach	Other Information
St Johns In Schools	SK Change in Knowledge/Skills	Weekly	Neighbourhood or Sub population, School children	The St John's in schools programme teaches children responding to an emergency, first aid and injury prevention. This programme is for primary and intermediate age children.
iMoko	SK Change in Knowledge/Skills	Weekly	Neighbourhood or Sub population, School children	iMoko is a digital healthcare programme, which increases access to health services for children.
Plunket	SK Change in Knowledge/Skills	Weekly	Neighbourhood or Sub population, School children	Plunket leads the way in preventing injuries to children under five years old. We're supporting Plunket to develop injury prevention capabilities within their staff.

COMMUNITY CONNECTEDNESS/RESILIENCE				
Programme List	Intervention Mode	Frequency/Duration	Reach	Other Information
Community-led place making activities	SK, BC, EC, IC	Ongoing	Neighbourhood or Sub population i.e. Youth	Activities facilitated by Auckland Council's Community Empowerment Unit working with specific communities where safety is identified as an issue.
Building capacity of Business Improvement Districts (BIDS) to improve safety for their town centres	EC, BC, PC, IC	Ongoing	Neighbourhood or Sub population	Enhancing the capacities of business associations to achieve wider economic and safety outcomes, as outlined in their strategic plans. Management and oversight by business associations of council's safety camera systems (CCTV maintenance budget).
Maungakiekie Tamaki Safety and Alcohol Harm Reduction Plan	All	Ongoing	Neighbourhood or Sub population i.e. Youth	Auckland Council is supporting local community organisations to deliver initiatives outlined in the Maungakiekie-Tamaki Safety and Alcohol Harm Reduction Plan.
Resilience and welfare	All	Ongoing	Community wide or whole population	Activities facilitated by Auckland Council's Auckland Emergency Management department (AEM), in collaboration with strategic partners and the community, to build a resilient Auckland.

COMMUNITY CONNECTEDNESS/RESILIENCE - CONTINUED				
Programme List	Intervention Mode	Frequency/Duration	Reach	Other Information
				<p>The steps that AEM are undertaking can reduce exposure to an emergency and create a safer and more prosperous region that understands its hazards and has resilient communities working together.</p> <ul style="list-style-type: none"> • Virtual Resilience Team (across whole of council) • Auckland University Resilient Cities Work – National Science Challenge. Working alongside AEM for resilience. • Business Continuity Plans across council and ensuring those plans are accurate and up-to-date. • Resilient Communities and Community Resilience Plans – Piha flood project • Ethnic and Faith based community work – diverse communities and communication with them • Hazard and Risk Communication

COMMUNITY CONNECTEDNESS/RESILIENCE - CONTINUED				
Programme List	Intervention Mode	Frequency/Duration	Reach	Other Information
				<ul style="list-style-type: none"> • Work with the Auckland Welfare Coordination Group (AWCG) partners for welfare of all people during an emergency – children and young people, elderly, list of vulnerable persons through the DHBs • Work with communities to connect neighbours with each other so that they can rely and talk with one another during an event, creating resilience in the neighbourhood
Splice	Community connectedness	Ongoing	Splice is based and operates in Auckland's CBD.	<p>Isolation has been identified as an issue in Auckland's city centre with senior Chinese, stay-at-home-parents of under 5's, and students being particularly affected. Splice addresses isolation in the Auckland city centre by connecting isolated residents. The purpose of this project is to build social cohesion between ethnic and 'host' communities, so everyone has a sense of belonging and can participate in building a neighbourhood that is inclusive and values diversity.</p> <p>http://www.splice.org.nz/ Email info@splice.org.nz</p>

COMMUNITY CONNECTEDNESS/RESILIENCE - CONTINUED				
Programme List	Intervention Mode	Frequency/Duration	Reach	Other Information
African Welfare Trust	Social services	Ongoing	Auckland wide	<p>The African Welfare Trust has a team of social workers that provide intensive social advocacy and support. The Social workers provide advice, support, empowerment and advocacy for people facing difficulties, personal issues, family issues, and community circumstances, including emotional and mental health concerns. The African Welfare Trust promotes awareness of child abuse, family violence, neglect, abuse of young people, effects of family violence and better understanding of community and social issues.</p> <p>www.africanwelfare.org.nz Email info@africanwelfare.org.nz</p>

COMMUNITY CONNECTEDNESS/RESILIENCE - CONTINUED				
Programme List	Intervention Mode	Frequency/Duration	Reach	Other Information
Shanti Nivas	Elder abuse and neglect prevention	Ongoing	Auckland wide	<p>Shanti Nivas runs a service called Khushi – Elder Abuse and Neglect Prevention. The goal of the service is to recognize, prevent and respond to abuse and neglect of older people of South Asian Communities and ensure their wellbeing. This service aims to increase the awareness of growing incidence of abuse & neglect amongst older people by people in a relationship of trust with them such as family, friends or other on whom they depend.</p> <p>http://shantiniwas.org.nz/</p> <p>Email shantiniwas@xtra.co.nz</p>

COMMUNITY CONNECTEDNESS/RESILIENCE - CONTINUED				
Programme List	Intervention Mode	Frequency/Duration	Reach	Other Information
The Asian Network Incorporated (TANI)	Health and well-being of Asian families	Ongoing	Neighbourhood or sub population Asian communities New Zealand wide	Ensures that Asian New Zealanders enjoy optimal quality of life and well-being. TANI is committed to developing strong and healthy Asian communities through advocating and promoting their welfare, and their active participation in policy-making. TANI provides a health literacy programme to the wider Asian Community. Organises an annual Asian Forum to raise awareness about issues faced by Asian people in Auckland. www.asiannetwork.org.nz/ Email info@asiannetwork.org.nz

COMMUNITY CONNECTEDNESS/RESILIENCE - CONTINUED				
Programme List	Intervention Mode	Frequency/Duration	Reach	Other Information
Chinese New Settlers Services Trust (CNSST)	Settlement support to migrant communities	Ongoing	New Zealand community and Asian new settlers	<p>Chinese New Settlers Services Trust (CNSST) provides community based social services for the Chinese and Korean communities. Services are provided in Mandarin, Cantonese, Korean, and English.</p> <p>The community support services provided by CNSST include and range from social work support, counselling services, community education, employment services, settlement services, free Chinese and Korean legal clinics, holiday youth programme, parenting support groups, senior mutual support network.</p> <p>http://www.cnsst.org.nz/ Email: info@cnsst.org.nz</p>

COMMUNITY CONNECTEDNESS/RESILIENCE - CONTINUED				
Programme List	Intervention Mode	Frequency/Duration	Reach	Other Information
Bhartiya Samaj Charitable Trust	Social services and old age care	Ongoing	Neighbourhood and Sub Population: Asians and Auckland wide	<p>They offer a wide range of services through their Senior Citizens Wing, Children and Youth Wing, New Migrants Support Wing and Social Services Wing. They also work in co-operation with other Community Welfare organisations which are operating primarily in the Auckland region. BSCT and their founders are Mr. Jeet Suchdev QSM JP and Ms. Roopa Suchdev QSM who remain important stakeholder's of our office.</p> <p>https://bsct.org.nz/ Email: bsct1995@gmail.com</p>

COMMUNITY CONNECTEDNESS/RESILIENCE - CONTINUED				
Programme List	Intervention Mode	Frequency/Duration	Reach	Other Information
The UMMA Trust	Social services for Muslim families	Ongoing	Neighbourhood or Sub population i.e. Muslim families	<p>The UMMA Trust seeks to provide support for Muslim families who are in the process of resettlement in New Zealand, as either migrants or refugees, with a specific focus on women. The UMMA Trust Women's Empowerment Project seeks to aid refugee women who are or have suffered domestic violence by providing the means of building education and employment training. Outreach workers employed by the Trust, previous sufferers of domestic violence themselves, lead targeted individual interventions for women dealing with domestic violence.</p> <p>http://www.ummatrust.co.nz/contact-us/ Email Contact: manager@ummatrust.co.nz</p>

COMMUNITY CONNECTEDNESS/RESILIENCE - CONTINUED				
Programme List	Intervention Mode	Frequency/Duration	Reach	Other Information
Asian Family Services	Provides culturally specific services to people suffering gambling addiction and mental health issues.	Ongoing	Neighbourhood or Sub population i.e. Youth (Men, women and families of Asian origins including Chinese, Korean, Vietnamese, Japanese, Thai and Indian)	<p>Asian Family Services (AFS) provides free, professional, confidential, nationwide face-to-face or telephone support to Asians living in New Zealand.</p> <p>These services are offered in English, Cantonese, Mandarin, Korean, Vietnamese, Japanese, Thai and Hindi. An interpreter can be arranged for other languages.</p> <p>Based in Auckland, AFS has 16 staff, including Chinese, Korean, Indian, Vietnamese and Thai. Based in Wellington, AFS has 2 staff, including one counsellor who can speak English, Japanese and Chinese; and one public health promoter.</p> <p>https://www.asianfamilyservices.nz/</p> <p>Email: asian.admin@pgfnz.org.nz</p>

COMMUNITY CONNECTEDNESS/RESILIENCE - CONTINUED				
Programme List	Intervention Mode	Frequency/Duration	Reach	Other Information
Sahaayta	Provides counselling and social support to family violence victims	Ongoing	Neighbourhood or sub population	<p>Sahaayta is the delivery arm of South Asian Trust Incorporated. The primary focus of the Trust is to support the South Asian community in accessing client centred, culturally appropriate professional services. Sahaayta provides holistic, confidential, culturally appropriate counselling and support services for individuals, couples, families, youth, children and seniors. Sahaayta's primary focus remains the safety well-being of South-Asian migrant and refugee families.</p> <p>https://healthpages.co.nz/directory/listing/et-hnic-support-sahaayta-south-asian-support</p> <p>Email: info@sahaayta.org.nz</p>

ROAD SAFETY/POLICING				
Programme List	Intervention Mode	Frequency/Duration	Reach	Other Information
Auckland Transport - Travelwise Schools programme	AO, SK, BC	Annual, ongoing	Over 300 schools are actively involved in the programme each year	Travelwise schools are supported to develop Safe School Travel Plans and relevant road safety, walking and cycling initiatives for each school.
Auckland Transport - Rural schools Travelwise programme	AO, SK, BC	Annual, ongoing	Around 30 engaged rural schools	Delivers rural-focused road safety events and education to schools and surrounding communities.
Auckland Transport - "Safer Communities" programme	AO, SK, BC, EC	Annual, ongoing	Targeted to a small number of communities	The safer communities' process takes three years during which engineers work through a process of investigation, design and construction of road safety treatments while education and community engagement occurs alongside this.
Auckland Transport - Walking School Bus programme	BC	Annual, ongoing	4,000 children and 1,500	The programme provides safe accompanied travel to primary school.
Auckland Transport - Young Driver learner licence training	SK	Other – approximately 40 per year	Approximately 500 young people attending courses	Learner licence courses delivered in high risk communities.
Auckland Transport - Love your local safe speed programme	AO, BC, IC	One-off (in each community)	Approximately 3-5 communities per year	A community speed awareness campaign, working with local residents to influence driver behaviour on local roads.

ROAD SAFETY/POLICING - CONTINUED				
Programme List	Intervention Mode	Frequency/Duration	Reach	Other Information
Auckland Transport - Back to school campaign	AO, BC	Other – first two weeks of each school term	In 2015, worked with 176 schools and engaged with 11,000 road users	The Back to School campaign seeks to remind drivers to be aware of children through media campaigns, bus back and roadside messaging by students.
Auckland Transport - Holiday weekend stops	AO, BC, IC	Other – on key long weekends	In 2015, 10 stops engaging with 1,800 people	Safe Travel Stops on key routes out of Auckland delivered in conjunction with the NZ Police. These provide reminders and messaging about safe speeds and the dangers of driver fatigue.
Auckland Transport - Slow down around schools	AO, BC	Ongoing – other (timings negotiated with schools)	Approximately 600 students participate a year	Curriculum based Slow Down Around Schools activities typically involve students in collecting speed data outside schools, analysing the information and using it to develop messages to share with parents and their local community.
Auckland Transport - Drink Drive Free messaging	AO, BC, IC	Annual, ongoing	Regional, approximately 15,000 engagements	Drive drink free messages are promoted through campaigns, stalls at community events, sober driver promotions, school road safety expos and supporting Police at Controlled Breath Testing operations.

ROAD SAFETY/POLICING - CONTINUED				
Programme List	Intervention Mode	Frequency/Duration	Reach	Other Information
Auckland Transport - Host responsibility education	SK, BC	One off	Bar staff, parents and young people	Licence Controller Qualification Courses and host responsibility training
Auckland Transport - Restraint checkpoints and child restraint clinics	AO, SK, BC, IC	Other – e.g. 9 checking clinics, 20 checkpoints	Whole population, child restraint information targeted to parents	Child Restraint checking clinics, restraint checkpoints, safety messaging and technician training are delivered.
Auckland Transport - Motorcycles and mopeds engagement	AO, SK, BC, IC	Annual, ongoing	Moped and motorcycle riders	Promote motorcycle safety training, and deliver key safety messaging and high visibility gear to motorcycle and moped riders.
Auckland Transport - Non-signalised intersection campaigns	AO, SK, BC	Annual, ongoing	Regional	Billboards, videos and engagements communicating importance of stopping and looking both ways at intersections.
Auckland Transport - Walking and cycling behaviour change programme	EC	Annual, ongoing	Regional 10,000+ students receive training each year 15,000+ engagements with cyclists each year	Safety messaging, advertising campaigns, events and safety gear provided to people who walk and/or cycle.
Auckland Transport - High risk urban roads and intersection programme	EC	Annual, ongoing	Regional	Larger infrastructure treatments to address the safety of intersections and other urban sites.
Auckland Transport - Minor safety improvement programme	EC	Annual, ongoing	Regional	Small scale infrastructure treatments to address locations with a high crash risk.

ROAD SAFETY/POLICING - CONTINUED				
Programme List	Intervention Mode	Frequency/Duration	Reach	Other Information
Auckland Transport - Speed management programme	EC	Annual, ongoing	Regional	Speed reductions targeted to safety risk and high benefit areas. Includes active warning signs and school speed zones. New approach to identifying (non-school) priority areas is being developed in 2017.
Auckland Transport - High risk rural roads programme	EC	Annual, ongoing	Regional, rural roads	Engineering treatments to deliver safety issues on rural roads using the Safe System approach.
Auckland Transport - Walking infrastructure improvements	EC	Annual, ongoing	Regional	Delivery of new footpaths and shared paths to areas of highest need.
Auckland Transport - Cycling infrastructure programme	EC	Annual, ongoing	Regional, with a focus on connections to key trip generators (e.g. a 7km radius around CBD)	Delivery of new cycle ways based on a strategic programme of work.
Auckland Transport - Maintenance programme	EC	Annual, ongoing	Locations across Auckland	Maintenance of existing footpaths, crossings and road infrastructure which is important for maintaining the visibility and safety of this infrastructure.

ROAD SAFETY/POLICING - CONTINUED				
Programme List	Intervention Mode	Frequency/Duration	Reach	Other Information
Safekids Aotearoa - It's Safer To Wait Till You're 148cm	AO, SK, BC, EC, PC, IC	One-off	Community Wide or Whole Population	<p>For children 0-14 years, one of the leading causes of injury involves children as passengers in motor vehicles, with about 18 deaths a year and the equivalent of one classroom-full (26) of children admitted to hospital every month.</p> <p>This national campaign advocates for the correct use of child restraints. Studies show that child restraints can significantly reduce the risk of hospitalisation and death when used correctly.</p>
UN Global Road Safety Week	AO, SK, BC, EC, PC, IC	Annual	Community Wide or Whole Population	<p>Every year Safekids and its partners celebrate the UN Global Road Safety Week (May). In 2017 they called for a pledge to #SlowDown.</p> <p>Over 700 schools, kindergartens, companies and communities across New Zealand got involved in the Week by holding #SlowDown events – the theme for Road Safety Week 2017.</p> <p>According to the NZ Transport Agency, the single biggest road safety issue in New Zealand is speed, or drivers travelling too fast for the conditions.</p>

ROAD SAFETY/POLICING - CONTINUED				
Programme List	Intervention Mode	Frequency/Duration	Reach	Other Information
Driveway safety “Check for me before you turn the key” campaign	AO, SK, BC, IC	One-off	Community Wide or Whole Population	Check for me before you turn the key in 2015-2016 has connected with New Zealanders, particularly with Māori, Pacific and low-income families, to reduce driveway run over deaths.
Scooter & Skateboard “Safe2Scoot” campaign	AO, SK, BC, IC	One-off	Community Wide or Whole Population	Kick scooters and skateboards provide children with a valuable form of exercise and transport. Learning to ride a skateboard or scooter can be an important part of play, risk taking and development. The rise in popularity of, and subsequent exposure to, skateboarding and scooting has been coupled with a marked increase in skateboard and scooter related injury. This campaign advocates for the correct use of helmets and safety gear when scootering.

ROAD SAFETY/POLICING - CONTINUED				
Programme List	Intervention Mode	Frequency/Duration	Reach	Other Information
Creative Quest cycling safety	AO, SK, BC	One-off	Community Wide or Whole Population	<p>Cycling is an important form of exercise, transportation and recreation for children in New Zealand, and for many children, learning to ride a bicycle is an important part of their play and development.</p> <p>However, cycling related injuries are one of the top ten causes of unintentional injury related deaths for children in New Zealand.</p> <p>Creative Quest is a school-based competition that invites students to get really creative with a great safety message – and be in to win some awesome prizes for the school or themselves.</p> <p>The theme is 'No Helmet. No Brain!' so kids need to show us why they should wear a helmet when they're riding a bike, a scooter, skateboarding or rollerblading.</p>

ROAD SAFETY/POLICING - CONTINUED				
Programme List	Intervention Mode	Frequency/Duration	Reach	Other Information
Road Policing Action Plan 2018-2021	AO, BC, SK	Ongoing	Whole Population	Focus on Restraints, Impairment, Distractions and Speed (RIDS). Operation Five is based on this action plan and runs until June 2019 with a strong likelihood of continuing further. Aim is to achieve 5 per cent reduction in road deaths each and every year.
Tāmaki Makaurau Road Safety Partnerships	PC, IC	Ongoing	Whole Population	Combined Road Safety partnership between Auckland Transport, NZ Police, NZTA, Auckland Regional Health, Auckland Council and ACC. Three levels of the Partnership including Governance, Leadership and Working Group.
Road Safety Partner Tasking and Coordination	IC	Annual, Quarterly and Strategic	Whole Population	Under Development is the establishment of a Strategic and Tactical level tasking and coordination process for Tāmaki Makaurau Road Safety Partners. Its aim is to set road policing priorities and ensure an integrated, efficient and effective approach to road safety across Tāmaki Makaurau.

ROAD SAFETY/POLICING - CONTINUED				
Programme List	Intervention Mode	Frequency/Duration	Reach	Other Information
Huarahi Whakamua	AO	Ongoing	Sub Population – Graduated Driver License Holders	Huarahi Whakamua (the road forward) aims to provide opportunities to assist all drivers overcome obstacles prevention them from obtaining a full driver's License. The outcomes for the program is to ensure drivers are fully licensed/ qualified and reduce the instances of graduated drivers entering the criminal justice system.
Motorway Liaison Meeting	IC	Monthly	Whole Population	Monthly coordination meeting involving NZTA, Auckland Motorway Alliance, and Police to ensure the effective and efficient operation of the Auckland Motorway Network. Liaison includes lessons learnt and development of best practice from critical incident that occur on the network. They stage regular critical incident exercises (Johnsons Tunnel & Waterview) to ensure emergency services and road safety partners are familiar with roles and responsibilities.
Right Track	AO, IC	Ongoing	Sub Population – High Risk Drivers	A program designed to change driver behaviour aligned with high risk drivers. Police assist by giving lectures and providing expertise for mock serious crash exercises. http://therighttrack.org.nz/ .

ROAD SAFETY/POLICING - CONTINUED				
Programme List	Intervention Mode	Frequency/Duration	Reach	Other Information
ATOC Liaison	IC,	Ongoing	Whole population	Police have committed resource to a liaison role with Auckland Transport Operations Centre to identify and develop a response to safety risks that occur across the 220 km's of Auckland roads, train, ferry, and bus stations.
ACC's Ride Forever programme	SK Change in Knowledge/Skills	Weekly	Neighbourhood or Sub population – Motorcycle and scooter riders	To reduce road injuries ACC has programmes to teach new drivers, motorcyclists and people on scooters how to be safe on the road. ACC's Ride Forever programme has everything you need to know about staying safe on a motorcycle.
Drivewith NZTA	SK Change in Knowledge/Skills	Weekly	Neighbourhood or Sub Population Young drivers without driver licences	Drivewith NZTA helps young drivers build up their skills and confidence. It aims to give young drivers the knowledge to stay safe on the road and has tips for getting your learner's, restricted and full licenses, as well as information if you're teaching someone else to drive.

VIOLENCE/CRIME PREVENTION				
Programme List	Intervention Mode	Frequency/Duration	Reach	Other Information
Prevention First Āraia I te tuatahi	PC, BC	Ongoing	Whole population	<p>Prevention First is New Zealand Police Operating Model and is embedded in all aspect of policing in Tāmaki Makaurau. It is designed to prevent crime and victimisation, target and catch offenders and deliver a more responsive Police service.</p> <p>http://www.police.govt.nz/about-us/programmes-initiatives/prevention-first</p>
Whāngaia Ngā Pā Harakeke	PC, BC, AO, IC	Ongoing	Whole population	<p>Whangai Nga Pa Harakeke, implemented across Tāmaki Makaurau is a multi-agency approach to family harm.</p> <p>http://www.police.govt.nz/news/ten-one-magazine/wnph-makes-difference</p>

VIOLENCE/CRIME PREVENTION - CONTINUED				
Programme List	Intervention Mode	Frequency/Duration	Reach	Other Information
YCAP			Whole population	YCAP is a multi-agency plan designed to reduce crime by preventing young people entering the criminal justice system. The opportunity is to engage with young people and their families at the earliest opportunity and coordinate interventions aimed at preventing further offending. To support this initiative 37 Youth Engagement Officers (34 Police officers and three employees) have been appointed across Tāmaki Makaurau and operate alongside Education, Health and Oranga Tamariki.
Reassurance Policing Operations		Other – when required	Other - Specific group identified	Tāmaki Makaurau employ reassurance policing tactics to specific communities who are vulnerable to crime increases. One such example was in response to an increase in robberies targeting Dairy and convenience store owners. Ongoing police visits to the proprietors were implemented with targeted crime prevention information.

VIOLENCE/CRIME PREVENTION - CONTINUED				
Programme List	Intervention Mode	Frequency/Duration	Reach	Other Information
Gandhi Nivas	SK Change in Knowledge/Skills BC Behaviour Change	Weekly	Other – Specific offending group	Gandhi Nivas is an early intervention model/facility/service for male perpetrators of family violence. Initiated by the Counties Manukau District South Asian Advisory Board in conjunction with Police and a service provider. It is a multi-agency community approach to help men identify and address the root causes of their problems, reducing the likelihood of further family harm and increasing safety for families. There are now three facilities across Auckland providing this service. More than 1000 families from 19 different ethnicities have been helped. https://gandhinivas.nz/
Neighbourhood Policing Teams		Ongoing	Neighbourhood or sub population	There are 15 Neighbourhood Policing Teams (NPTs) in Tāmaki Makaurau. They are small teams of police officers that work with communities in Neighbourhoods where people are particularly likely to be victims of crimes and crashes. http://www.police.govt.nz/about-us/programmes-initiatives/neighbourhood-policing-teams

VIOLENCE/CRIME PREVENTION - CONTINUED				
Programme List	Intervention Mode	Frequency/Duration	Reach	Other Information
Neighbourhood Support	Education, community engagement, advice, networking, Police liaison and victim support	Weekly coordination role	Individual, whānau and community level – street coordination	Police coordinated to support Neighbourhood policing teams. Activity directed at hotspots and older networks maintained.
Wardens and community patrols	Community patrols – cultural knowledge and practices	3 – 4 days per week and evenings – as needed	Individual, community level	Māori Wardens are warranted officers regarding liquor offences. Community patrols are usually Police connected and in some cases police directed to areas of need.
Te Pae Oranga: Iwi Community Panels	PC, IC, AO, BC	Ongoing	Community	<p>Te Pae Oranga (Iwi/Community Panels) is a Māori-led approach that provides an alternative justice outcome for people who commit low-level offences where it is not in the public interest to prosecute. The Iwi/Community Panel concept emerged from local practice, blending restorative justice principles and practices with increasing elements of tikanga. It is a partnership between iwi, community organisations and the justice sector. While the Panels follow Maori cultural practice and protocol they are available to participants of any ethnicity.</p> <p>http://www.police.govt.nz/news/ten-one-magazine/te-pae-oranga-toward-positive-outcomes</p>

VIOLENCE/CRIME PREVENTION - CONTINUED				
Programme List	Intervention Mode	Frequency/Duration	Reach	Other Information
Family Violence Policy development for council staff	PC	One-off	Regional	Working with Senior Solicitor Employment Relations, People & Performance, to update policy to take account of the new legislation that is coming into force next year - giving staff impacted by domestic violence 10 days paid leave per year, and to redraft the policy into "Our Voice" format.
Shakti	Family Violence	Ongoing	Women, children, young people and families from Asian, Middle Eastern and African communities.	<p>Shakti provides intervention and prevention around family violence. Services that are provided include 24/7 multilingual national crisis-line, outreach social work, crisis- response, specialist advocacy (WINZ, HNZ, immigration and legal representation), refuge accommodation, counselling and life skills and other safety programmes. Shakti also provides family conferencing, couple counselling, youth-specific social support in Auckland.</p> <p>Other Shakti social services include:</p> <ul style="list-style-type: none"> • Women's Centre • Safehouses • Shakti Education, Training and Advisory Company (SETAC) • Women's Support Groups Website <p>https://shakti-international.org/ Email: scc@shakti.org.nz</p>

VIOLENCE/CRIME PREVENTION - CONTINUED				
Programme List	Intervention Mode	Frequency/Duration	Reach	Other Information
Indian Patrol Group	Community safety	Ongoing	Auckland wide	<p>Founded by Rana Judge, manager of Otara Business Association. This group consists of patrolling wardens working in the community, assisting business owners and shoppers in the area as well as reporting suspicious behaviour to police. The group works closely with the Otara Papatoetoe Local Boards and Auckland Council.</p> <p>Contact: manageroba.org.nz</p>
New Zealand Ethnic Social Services Trust (NZESS)	Social services including family violence	Ongoing		<p>Provides a broad range of information and assistance for all migrants, refugees, and the general public. Services are culturally appropriate and often language appropriate, including: Family Violence Crisis Line 021 888 493 (24 hr) Family Violence Issues for Ethnic Men, Women and Children Information and Advocacy Services Family Services Team Parenting and Relationship Services and Programmes.</p> <p>Website: https://www.nzess.co.nz/ Contact: info@nzess.co.nz</p>

VIOLENCE/CRIME PREVENTION - CONTINUED				
Programme List	Intervention Mode	Frequency/Duration	Reach	Other Information
New Zealand Sikh Women Association	including support to family violence to South Asian migrant women and their families, particularly Punjabi community specific.	One-off	Indian community in general but Punjabi/Sikh communities in particular are the main beneficiaries. Provides services only to South Auckland residents particularly in Manukau	NZSWA has a philosophy of accepting diversity while promoting a violence free community around South Auckland and is guided in its service delivery by the following objectives: Raising awareness of domestic violence to South East migrant families within South Auckland and Counties Manukau. Providing appropriate social services support rendering quality service to victims of domestic violence. Providing valued and competent response service to crisis from victims of domestic violence. http://nzswa.com/ Email office@nzswa.org
Workforce training for council staff	SK	One-off	Regional	Rape Prevention Education provided training to frontline Auckland Council staff on Dealing with Disclosures of Sexual Violence. There were seven sessions provided region wide and the sessions covered child protection policies, documentation processes, safety for young people whilst in Auckland Council premises and New Zealand laws on sexual violence.

VIOLENCE/CRIME PREVENTION - CONTINUED				
Programme List	Intervention Mode	Frequency/Duration	Reach	Other Information
Tula'i Pasifika Youth Leadership Programme - Healthy Relationships Module	<p>AO, SK, BC</p> <p>Education: increased knowledge by young people about protective factors and how they can be enabled.</p> <p>Training: by community development worker of young people about how to enact protective factors locally.</p> <p>Modelling: by young people as community mobilisers of protective factors in their behaviour.</p>	Part of an 8 week leadership development programme.	Individual, whānau and community level	<p>The Tula'i Pasifika Youth Leadership Programme is for Year 12 and 13 Pasifika students from across the three West Auckland local boards. A co-design approach with students to adapt the eight protective factor cards and inform the development of a new healthy relationships module. Students identify the protective and risk factors within their community that affect healthy relationships.</p> <p>Supported by West Auckland Pasifika Forum, Community Empowerment Unit and Rape Prevention Education.</p>
Ambassadors programme (south) boards	Work and Income New Zealand employment project, host activity, information, security observation role.	30 hours per ambassador per week	Individual community level – town centres	Work and Income employment programme for the long term unemployed (often older workers).
Power to Protect	SK Change in Knowledge/Skills	Weekly	Neighbourhood or Sub population	Power to Protect aims to prevent the incidence of shaken baby syndrome (SBS) in New Zealand. Education for parents and caregivers begins in birthing units, as well as in antenatal and post-natal care.

VIOLENCE/CRIME PREVENTION - CONTINUED				
Programme List	Intervention Mode	Frequency/Duration	Reach	Other Information
Mates & Dates	BC, SK	Weekly	Neighbourhood or Sub population i.e. Youth	ACC leads and support violence prevention programmes to make sure young people and the people around them experience safe, healthy and respectful relationships. Mates & Dates is a programme for secondary school students. It teaches young people healthy relationship skills and behaviours to help prevent sexual and dating violence.
Atu Mai	SK Change in Knowledge/Skills	Weekly	Neighbourhood or Sub population – Pacifica youth	Le Va supports Pasifika families and communities to realise their full potential. It focuses on mental health, addiction, public health, suicide prevention and general wellbeing.

WATER SAFETY				
Programme List	Intervention Mode	Frequency/Duration	Reach	Other Information
Drowning Prevention Auckland - Break-Away	Direct delivery by staff at approximately 6 locations. Teacher kits and uniforms, practical gear (lifejackets, goggles, boat, underwater gear, improvised floatation and rescue equip); 4Rs and Surf Safety brochures; giveaway prizes.	2 holidays x 3-6 venues x 4-5 days	623 11-17 year olds	Holiday programme developing practical water competence for 11-17 year olds targeting Māori and Pacific.
Drowning Prevention Auckland - Communications	AO	ongoing	100 plus social media	Water safety awareness and advocacy as per communications plan.
Drowning Prevention Auckland - Early Childhood	AO, SK, BC Professional Learning and Development (PLD) with Early Childhood centre staff. 'Stay with me around water' educator kit, resources/ brochures for parents and for children.	1-2 PLD sessions	92 sessions to 2,960 children, Eight PLD sessions for teachers and parents	PLD and resources for early childhood, parents and educators.
Drowning Prevention Auckland - Gateway - Schools Year 11-13	Promotion and coordination of Gateway programme. Communication with School Gateway Coordinators. Delivery of water competence included as part of WAI Gateway programme. SNZ Swim Teacher Award, PLPC, Day Skipper Experience delivered by SNZ, CLM and CBE.	3-4 courses of one school term each	14 students from 10 secondary schools	Aquatic employment qualifications and water competency for secondary students.

WATER SAFETY - CONTINUED				
Programme List	Intervention Mode	Frequency/Duration	Reach	Other Information
Drowning Prevention Auckland - Land Based Fishing	Workshops delivered by staff. Rock Fishing Safety brochures and Crab Fishing Safety brochures (multilingual); On site education by rock fishing advisors; fishing equipment.	2-3 practical and/ or classroom workshops	250 individuals	Safer net fishing and rock fishing targeting Māori, Pasifika and Asian fishers.
Drowning Prevention Auckland - Lifejacket Hubs	Staff linking with Pacific, Māori and New Settler communities to develop lifejacket hubs and run water safety workshops. Lifejackets and other resources.	One off education plus ongoing support	19 lifejacket hubs	Establish and maintain lifejacket hubs for Pacific, Māori and Asian communities through Pacific or Asian churches, Marae and community groups.
Drowning Prevention Auckland - Lifejacket Loan Scheme	Lifejackets - coordination of loan scheme.	Schools book lifejackets for 1-2 weeks at a time	44,854 lifejacket experiences via 40 educational institutions	Free lifejacket use for schools and community groups. Coordination and liaison with school age lifejacket loan hubs to collate use of the lifejackets in the hubs.
Drowning Prevention Auckland - Māori Water Safety – Kai Gathering	Water safety education in Māori settings delivered by Māori Aquatic educator - especially focused on waka ama and under water.	One off practical or classroom workshops	268 adults via nine presentations, 14 pool sessions, and four open water dives.	Development of water competence for Māori delivered through Marae or Māori stakeholder groups.
Drowning Prevention Auckland - New Settler - International Students	Workshops (classroom and on-site) delivered by staff in secondary and international schools.	One off practical or classroom workshops	20+ presentations to 685 students	Water safety for international students through secondary schools, ESOL departments, tertiary and English language schools.

WATER SAFETY - CONTINUED				
Programme List	Intervention Mode	Frequency/Duration	Reach	Other Information
Drowning Prevention Auckland - New Settler - Refugees	Workshops delivered in conjunction with Red Cross as part of refugee settlement.	One off practical or classroom workshops	6 presentations to 120 refugees	Developing water competence for refugees.
Drowning Prevention Auckland - New Settler Communities	Water safety education in targeting Asian and new settlers delivered by Asian Aquatic educator - especially focused on beach safety and crab / rock fishing.	One off practical or classroom workshops, or set of nine Women Only water competence lessons	506 individuals	Developing water competence for new settler groups, and other targeted ethnic groups, includes Women's Only Swimming.
Drowning Prevention Auckland - Pool Safety	Pool safety advocacy in conjunction with Auckland Council. Advocacy and submissions regarding legislation for home pools. Your Pool Your Responsibility series of brochures (4).			Your Pool Your Responsibility - Home pool safety, promotion networking with Council and Pool industry, and advocacy regarding legislation.
Drowning Prevention Auckland - Promotions - Events	Team of Ambassadors deliver messages and resources through key regional events. Printed resources and giveaways.	One off direct engagement via 30 events	4756 direct contacts	Water safety promotion through key regional and local events.
Drowning Prevention Auckland - Puataunofu	Pacific Aquatic Educator delivers workshops in the workforce in conjunction with MBIE.	One off workshop	209 employees	Water safety targeting Pacific employees through Health and Safety workforce development.

WATER SAFETY - CONTINUED				
Programme List	Intervention Mode	Frequency/Duration	Reach	Other Information
Drowning Prevention Auckland - Research	Research and Development Manager delivers research publications and outputs, supports evaluation of WAI programmes.		Eight peer reviewed publications,	Development of knowledge and expertise through research and evaluation to provide evidence and educational direction.
Drowning Prevention Auckland - Schools Y 0- 8 – Primary, Y7-8 - In at the Deep End, Y 7-13 – Secondary, Tertiary	Registered teacher delivers PLD for staff. Water Sense Teacher resource (primary), In at the Deep End Teacher resource (intermediate), Wai Survival Teacher resource (secondary), and other resources.	1-5 PLD sessions One/two practical and classroom PLD workshops for teacher trainees at UoA, AUT, MIT.	25,912 direct points of contact	Professional Learning and Development and resources for Primary School students and teachers to support the delivery of holistic aquatic education.
Drowning Prevention Auckland - Swim School Water Safety	Resources to support inclusion of water safety in 'swim' lessons. PLD for swim teacher staff delivered by WAI staff.	PLD for swim teachers	30 teachers	Swim school relationships, messaging, resources and PLD for swim school staff. Development of WaterSafe Swim Schools.
Drowning Prevention Auckland – WaiWise and Wai Turama	Aquatic educators deliver programme within community groups.	8-15 courses; 8-10 sessions per course	127 youth	Development of safer aquatic practices for at-risk Māori, New Settler, and Pacific youth, WaiWise 6-10 sessions (3-4x classrooms, 4 x pools, 2-3 beach/open water), Wai Turama (1x classroom, 2 x pools, and 1x beach).
Drowning Prevention Auckland - Whanau Nui	Aquatic educator coordinates programme. Delivery by approximately. 10 swim schools at 18 locations.	Five lessons each	1,220 parents and children	In-water competence programme of five lessons for caregiver and their child.

WATER SAFETY - CONTINUED				
Programme List	Intervention Mode	Frequency/Duration	Reach	Other Information
Drowning Prevention Auckland - Workplace	Courses from 2-3 hours to 2-3 days delivered by staff, developed specifically for the workplace requirements e.g. WaterCare, DOC etc.	half, full day or two day courses.	543 employees via 39 presentations, four PLPC courses and six two-day Coastal Awareness courses.	Water competence development for employees specific to their work environment, or through team building development.
Drowning Prevention Auckland - Youth - General	Other water competence programme for youth developed and delivered as required by staff.	One off practical or classroom workshops	259 youth	Water competence development for youth through community groups and organisations (not included in other programmes).
Aktiv Auckland GAAAP	SK	10 lessons	19,757 children 7-10 years	Delivery of swimming and water safety to school children by swim teachers.
FYFOD - Community Swim	Providing 7 free swim lessons plus pool entry, transportation and instructors, at no charge to Year3 - 6 students from 79 primary schools in Auckland south each year. Children have 28 lessons over 4 years.	Seven lessons	20,000 + children 7-10 years	Delivery of swimming and water safety to school children by swim teachers.
Swimming New Zealand -Schools 0-8	Classroom workshops and poolside support.	As required	600 teachers and 18000 children	Professional development for teachers delivering Water Skills for Life to school children.
Swimming New Zealand - secondary	Classroom workshops and poolside support.	As required	50 teachers and 1500 students	Professional development for teachers delivering Water Skills for Life to school children.

WATER SAFETY - CONTINUED				
Programme List	Intervention Mode	Frequency/Duration	Reach	Other Information
Swimming New Zealand - secondary	Course and assessment	One day course once a month	100 students	Training and qualifications for swim teachers.
Swimming New Zealand - Youth	Course and assessment	One day course once a month	100 swim teachers	Training and qualifications for swim teachers.
Swimming New Zealand -Under 5's active movement in water	Classroom workshops and poolside sessions	As required	100 parents and 200 under five years	Education for parents of under five years old.
Swimming New Zealand -Quality Swim Schools	Annual audit, staff training workshops, management support	As required	20 swim schools	Swim school accreditation programme requiring water safety education in all lessons.
Swimming New Zealand -Royal Life Saving programmes	Training and assessment	As required	Approximately 100 trainees	Education for 14+ with RLSSNZ awards.
Coastguard Boating Education - Safer Boating	Delivered by facilities and organisations who have undergone training and have an MoU with Coastguard Boating Education	One, one-hour session	36,000 children annually	National programme aimed at teaching Primary and Intermediate aged children how to be safer around boats.
Coastguard Boating Education - Day Skipper	Delivered by any accredited Coastguard Boating Education Tutor or training centre, or the Online Day Skipper.	15 hours	2500+ annually	An entry level course designed to enable a person to safely operate a small recreational craft in familiar waters by day.

WATER SAFETY - CONTINUED				
Programme List	Intervention Mode	Frequency/Duration	Reach	Other Information
Surf Life Saving Northern - Beach Education	Full day programme targeted at school age children, taught by qualified surf lifeguards at the beach.	One full day (five hours)	17,000 primary and intermediate age children	Theory and practical surf safety education taking place at the Northern Surf Clubs, developing skills and knowledge about the surf environment. Children experience the environment first hand and learn how to keep themselves safe.
Surf Life Saving Northern - City Nippers	Introduces city based children to the beach environment and allows easy access to this education. Taught by qualified lifeguards.	5 x 2 hour sessions	600 5-11 year olds	Theory and practical surf safety sessions taking place at the Auckland inner city beaches. Incorporates beach and water safety skills as well as surf sports and beach games in a safe environment.
Make your home a safety zone programme	AO, SK, BC, EC, IC	Ongoing	Community Wide or Whole Population	Our focus is on creating child injury prevention awareness in the home. For water safety our focus is on home drowning injuries i.e. drowning in and around the home (baths, buckets) and pools. Delivered via existing home visit programmes that deal with young children i.e. Plunket, Tamariki Ora, HIPPY, PAFT etc. The programme aims to promote home injury prevention related to children under ten years old with the focus on under five years old (in collaboration with ACC). Our target audience are Māori, Pacific and at risk families.

WATER SAFETY - CONTINUED				
Programme List	Intervention Mode	Frequency/Duration	Reach	Other Information
<p>Advocacy: Challenging changes to The Fencing of Swimming Pools Act (1987)</p>	<p>AO, EC, PC, IC</p>	<p>One-off</p>	<p>Community Wide or Whole Population</p>	<p>The Act has proven to be a cost effective legislation--drowning of children in home pools and spa pools has reduced from 10 to two per year. Safekids has challenged changes to the Act by making a submission, presented to the select committee hearing and making itself heard in the media to ensure changes will strengthen, and not threaten, the lives of children.</p>

End notes:

¹ Census 2013

² Auckland Council Website

³ Demographics evidence report June 2018

⁴ Statistics New Zealand Population Estimates

⁵ Infometrics: Auckland economic profile

⁶ Statistics New Zealand: international travel and migration data

⁷ Permanent and long-term migrants are people arriving or departing for 12 months or more. This data includes New Zealand citizens

⁸ There is a relatively large 'NZ region not specified' component in the migration data which is excluded from this calculation

⁹ Refer to page one of the Effective Strategies section

¹⁰ Quality of Life Survey 2018 Auckland Report

¹¹ Compiled by NZ Police and Safe Communities Foundation New Zealand. Data current to 16 March 2017. Includes data for assault by ex-partner/boyfriend/girlfriend (these data not included in 'victimisations for assault by family member' data in previous years). Instances are excluded where, at 30 days after coming to Police attention, Police determine no crime actually occurred.

¹² Compiled by NZ Police and Safe Communities Foundation New Zealand. Data current to 16 March 2017. Community locations include educational, health, religious, transport, justice, open space and public place locations and community locations not defined.

¹³ <http://www.police.govt.nz/crime-snapshot>

¹⁴ New Zealand Police: Crime-snapshot. Data as at 26 October 2018

¹⁵ Otago University: Injury Prevention Research Unit. IPRU data as at October 2018. 2011 to 2015 New Zealand Injury Fatalities, all injury, all intents, both genders, all age groups, all Auckland local boards

¹⁶ Otago University: Injury Prevention Research Unit. IPRU data as at November 23, 2018. New Zealand Injury Fatalities

¹⁷ Otago University: Injury Prevention Research Unit. IPRU data as at October 2018. 2013 to 2017 New Zealand Public Hospital Injury Discharges, all injury, all intents, both genders, all age groups, all Auckland local boards

¹⁸ Otago University: Injury Prevention Research Unit. IPRU data as at November 23, 2018. New Zealand Public Hospital Injury Discharges

¹⁹ ACC New Claims Data

²⁰ Otago University: Injury Prevention Research Unit. IPRU data as at October 2018

²¹ 'New and accepted' fatal claims include new claims and claims which have ongoing support and/or services provided after the initial event.

²² Age-standardisation has not been applied to these rate comparisons

²³ NZTA Crash Analysis System (CAS)

²⁴ Water Safety New Zealand's DrownBase™

²⁵ Health Promotion Agency (2016) Attitudes and Behaviour towards Alcohol Survey. 2013/14 to 2015/16: Auckland Regional Analysis. Wellington: Health Promotion Agency